

Winthrop Eagles

2024-25 Record: 7-3, 0-0 Big South

2023-24 Record: 17-15, 8-8 Big South

Head Coach: Mark Prosser (4th season/8th overall)

Winthrop/Career Record: 62-44/104-120

Big South Record: 32-18



Coastal Carolina Chanticleers

2024-25 Record: 4-4, 0-0 Sun Belt

2023-24 Final Record: 9-22, 5-13 Sun Belt

Head Coach: Justin Gray (1st season/same)

Coastal Carolina/Career Record: 4-4/55-51

Sun Belt Record: 0-0

WINTHROP



TIP-INS

- Eagles are in their 47th season of basketball overall and 40th in the Big South Conference
- Off to the best start (7-3) since the 2020-21 team opened 16-0
- This is the 8th home game of the season for the Eagles as they have won three straight at home and are 6-1 on the year
- On Nov. 17 the Eagles captured the program's 800th win all-time (804-614)
- The victory was also the 100th career win for head coach Mark Prosser
- Winthrop is 136-148 all-time in the month of December and 7-1 in the first week of December since 2020-21

GAME INFORMATION

Game 10: Coastal Carolina at Winthrop

Dec. 7, 2024 | 7:00 p.m. (EST)

Rock Hill, S.C. | Winthrop Coliseum (6,100)

Radio: Winthrop Sports Network

Station: 94.3 FM | WGNC AM1450/101.1FM | ESPN730

Play-by-Play: Mike Pacheco

Analyst: Brett Ferguson

Television: ESPN+

Play-by-Play: Brett Williams

Analyst: Michael Jenkins

---Series History vs. Coastal Carolina---

Overall..... 41-45

Last Meeting 12/2/23

Result Won, 90-87

Current Streak W1

at Winthrop Coliseum 27-15

Streak at Winthrop Coliseum L2

In Overtime 1-3

Most Points (WIN)..... 100 (2/18/02)

Most Points (CCU) 103 (1/7/95)

Prosser vs. Coastal Carolina 1-1

Prosser vs. Sun Belt 1-3

2024-25 Schedule/Results

7-3, 0-0 Big South

NOVEMBER (6-3)

4	Piedmont	W, 125-65
9	Little Rock (Homecoming)	W, 82-67
11	at Virginia Tech (ACCNX)	L, 58-52
15	+ William & Mary	W, 86-85
16	+ Georgia Southern	L, 89-87
17	+ North Carolina Central	W, 77-75
22	at Louisville (ACCNX)	L, 76-61
25	LIU	W, 87-65
27	Averett	W, 99-56

DECEMBER (1-0)

3	at Queens	W, 86-78
7	Coastal Carolina	7:00 p.m.
12	+ Bob Jones	6:30 p.m.
17	at Florida State (ACCNX)	7:00 p.m.
21	Mercer	2:00 p.m.
29	at Indiana	4:00 p.m.

JANUARY (0-0)

2	* USC Upstate	4:00 p.m.
4	* at Radford	4:30 p.m.
8	* at Gardner-Webb	7:00 p.m.
11	* Longwood	2:00 p.m.
15	* Charleston Southern	6:30 p.m.
18	* at UNC Asheville	2:00 p.m.
25	* at High Point	2:00 p.m.
29	* Presbyterian College	6:30 p.m.

FEBRUARY (0-0)

1	* Gardner-Webb	2:00 p.m.
5	* at Charleston Southern	7:00 p.m.
8	* at USC Upstate	2:00 p.m.
12	* Radford	6:30 p.m.
15	* High Point	2:00 p.m.
19	* at Presbyterian College	7:00 p.m.
26	* at Longwood	7:00 p.m.

MARCH (0-0)

1	* UNC Asheville	4:00 p.m.
5-9	# Big South Tournament	TBD

+ (Played at Rock Hill Sports & Events Center - Rock Hill, SC)

* Big South Conference Game

Big South Tournament (Freedom Hall - Johnson City, Tenn.)

All Games (EST)

HOW THEY MATCHUP



84.2	Scoring	64.3
.447	FG%	.443
.282	3FG%	.364
7.2	3FGM PG	7.5
.660	FT%	.647
42.7	Rebounding	37.3
11.8	Assists	12.5
9.5	Steals	3.3
4.0	Blocks	1.3
13.8	Turnovers PG	12.6
71.4	Scoring Defense	64.3
.405	FG% Defense	.391
.335	3FG% Defense	.225
+6.2	Rebound Margin	+4.1
+3.7	Turnover Margin	12.6
W3	W/L Streak	W2

PROBABLE STARTERS (ACCORDING TO LAST GAME)



3 JONES III	10 JOHNSON	11 HARRISON	12 DOUCET	4 TALFORD
Fr. ▶ Guard	Sr. ▶ Guard	Sr. ▶ Guard	Sr. ▶ Forward	Sr. ▶ Forward
MIN. 19.3	MIN. 22.6	MIN. 29.1	MIN. 23.4	MIN. 26.7
PPG 8.1	PPG 8.9	PPG 14.4	PPG 14.3	PPG 14.3
RPG 3.3	RPG 2.2	RPG 3.1	RPG 6.0	RPG 7.7
APG 0.6	APG 1.3	APG 3.4	APG 0.9	APG 0.7
FG% 33.8	FG% 38.8	FG% 53.3	FG% 57.6	FG% 56.8
3FG% 28.8	3FG% 28.1	3FG% 26.7	3FG% 50.0	FT% 62.5

Athletic Communications/MBB Contact

Brett Redden - Asst. AD for Communications
(803) 367-1649 / reddennb@winthrop.edu

2024-25 Winthrop Basketball Roster

NUMERICAL ROSTER

NO.	NAME	YR.	POS.	HT.	WT.	HOMETOWN/PREVIOUS SCHOOL
1	Isaiah Wilson	Sr.	G	6-1	180	Pittsburgh, Pa./ Richmond
2	Ryan Jolly	Gr.	G	6-3	180	Martinez, Ga. / Piedmont University
3	Paul Jones III	Fr.	G	6-4	170	Suffolk, Va. / Combine Academy
4	Kelton Talford	Sr.	F	6-7	200	Great Falls, S.C./ Great Falls H.S.
5	Yoro Diallo	R-So.	F	6-8	210	Cincinnati, Ohio/ Moeller H.S.
8	Cam Christy	Jr.	G	6-4	200	Walton, Ky. / Mount St. Joseph University
10	Nick Johnson	Sr.	G	6-4	200	Bronx, N.Y./ New Hampshire
11	Kasen Harrison	Sr.	G	6-2	200	Beaumont, Texas/ Lamar
12	K.J. Doucet	Sr.	F	6-7	230	Austell, Ga./ Fort Valley State
13	Clay Howard	Sr.	G	6-3	180	Aiken, S.C./ Aiken H.S.
14	Noah Van Bibber	So.	G	6-5	190	Debary, Fla./ Concord Academy
15	Tommy Kamarad	Sr.	F	6-8	205	Buford, Ga. / Arkansas Tech
21	Tai Hamilton	So.	F	6-10	200	Charlotte, N.C. / William & Mary
22	Henry Harrison	So.	G	5-11	175	Lewisburg, Pa./ Lewisburg H.S.
51	Logan Duncomb	Jr.	C	6-10	230	Cincinnati, Ohio / Xavier
55	Bryce Baker	Jr.	G	6-5	200	Mooreville, N.C. / Old Dominion

COACHING STAFF

Head Coach—Mark Prosser (Marist, '02)
Associate Head Coach—Tony Rack (Northern Kentucky, '12)
Associate Head Coach—Monty Sanders (Elon, '09)
Assistant Coach—Mitchell Hill (Tennessee Tech, '15)
Director of Basketball Operations—Kaylin Johnson (Samford, '12)
Video Coordinator—Matt Erps (Winthrop, '18)
Graduate Assistant—Andre Smith (Winthrop, '15)
Special Assistant to Head Coach—Thomas Lefler (Western Carolina, '22)

PRONUNCIATION GUIDE

4-Kelton Talford	TAL-FERD
5-Yoro Diallo	YOR-OWE DEE-ALL-OH
12-K.J. Doucet	DEW-SET
15-Tommy Kamarad	CAM-UH-RAD
51-Logan Duncomb	DONE-COME

RADIO / TV PLAYER PHOTO CHART



Isaiah Wilson
G, 6-1, Sr.
Pittsburgh, Pa.



Ryan Jolly
G, 6-3, Gr.
Martinez, Ga.



Paul Jones III
G, 6-4, Fr.
Suffolk, Va.




Kelton Talford
F, 6-7, Sr.
Great Falls, S.C.



Yoro Diallo
F, 6-8, R-So.
Cincinnati, Ohio




Cam Christy
G, 6-4, Jr.
Walton, Ky.



Nick Johnson
G, 6-4, Sr.
Bronx, N.Y.




Kasen Harrison
G, 6-2, Sr.
Beaumont, Texas



K.J. Doucet
F, 6-7, Sr.
Austell, Ga.




Clay Howard
G, 6-3, Jr.
Aiken, S.C.



Noah Van Bibber
G, 6-5, So.
Debary, Fla.



Tommy Kamarad
F, 6-8, Sr.
Buford, Ga.



Tai Hamilton
F, 6-10, So.
Charlotte, N.C.



Henry Harrison
G, 5-11, So.
Lewisburg, Pa.



Logan Duncomb
C, 6-10, Jr.
Crystal Lake, Ill.



Bryce Baker
G, 6-5, Jr.
Mooreville, N.C.



Mark Prosser
HEAD COACH



EAGLE EYE VIEW OF THE TEAM

WINTHROP SERIES HISTORY VERSUS COASTAL CAROLINA/SUN BELT CONFERENCE

- Eagles and Chanticleers meet for the 87th time
- Winthrop won last year's meeting, 90-87 in Conway to end a three-game skid in the series
- Coastal Carolina leads the all-time series 45-41
- The last meeting inside the Winthrop Coliseum saw the Chanticleers pull off an 86-81 win
- In 86 meetings all-time, Winthrop has scored 5,819 points (67.7 ppg) and Coastal Carolina has scored 5,847 points (68.0 ppg)
- Winthrop is 3-5 all-time against opponents from the Sun Belt Conference

AT HOME

- Have won 11 of the last 12 home non-conference games and 13 of the last 15
- Have won six straight at the Winthrop Coliseum against non-conference opponents
- Averaging 91.9 ppg while shooting .475 from the field
- Outrebounding opponents 44.4 - 34.6 and forcing 18.4 turnovers per game and averaging 11.0 steals
- Have now won seven straight home openers after the 125-65 victory over Piedmont
- Took 2-of-3 games at the Rock Hill Classic and are now 5-1 at home on the year after the win over LIU
- Finished last season with an 11-5 record, 4-4 in non-conference and 7-1 in Big South action
- The longest home win streak in program history is 24 from 2005-06/2007-08
- Hold an all-time record of 484-178 in home games and 432-165 at the Winthrop Coliseum
- Since 1998-99 the Eagles are 306-70 at home (.813 winning percentage)
- Since 2012-13 the Eagles are 146-35 at home (.806 winning percentage)
- As an NCAA D1 member the Eagles are 403-149 in home contests

EAGLES IN BIG SOUTH (2023-24)

- Finished with an 8-8 mark for a 4th place finish in the standings
- Now have 12 straight seasons with at least a .500 or better record in conference
- Started league play 4-0 for the first time since 2021-22 and the 4th time in the last five seasons
- It was the 8th 4-0 start in program history (in 2006-07 the Eagles went 14-0 in league play)
- The Eagles are 49-18 in conference play over the last four seasons and 64-21 over the last five
- Hold an all-time regular season league record mark of 350-239 (.594)
- The 350 victories are the most by any Big South member

TEAM NEWS

- Coming off first road win of the season as the Eagles earned an 86-78 win at Queens on Dec. 3
- Was the first non-conference road game win in the state of North Carolina since Nov. 22, 2010 when the Eagles won 83-74 at Wake Forest
- Eagles are on a season-best three-game winning streak
- During the streak the Eagles have attempted at least 32 free throws and have 43 more attempts at the line than opponents
- Winthrop also has 22 fewer turnovers than opponents over the last three games (+7.3 margin in that span)
- Mark Prosser coached his 100th game as head coach of the Eagles on Nov. 15 and captured his 100th career win the same day
- The win also marked the 800th in program history
- Have won back-to-back games after a 99-56 victory over Averett on Nov. 27
- Held Averett to just six points over the final 7:55 of the game
- The game prior it was a two-point game with LIU at the 6:26 mark of the first half, when the Eagles outscored the Sharks 62-42 the rest of the way
- Eagles got after it defensively, recording 10 blocks and getting 12 steals while holding LIU to 65 points (tied for fewest points allowed by the Eagles this season)
- It is the first time this season the Eagles have had double-digit blocks and steals in the same game
- In fact it's the first time Winthrop has had 10 or more blocks in a single-game since Feb. 10, 2018 as they had 10 at High Point
- The last time the Eagles had 10 or more blocks and 10 or more steals in the same game was Jan. 7, 2010 vs. VMI (11 blocks, 13 steals)
- Suffered a 76-61 road loss at Louisville as two of the three losses on the season have been on the road against an ACC opponent
- Eagles went 2-1 in the Rock Hill Classic and all three matchups being one possession games
- The 100th win for Prosser came on a buzzer-beater by junior transfer Bryce Baker with a corner three
- It was the first buzzer beater win for the Eagles since Keon Johnson's jumper as time expired in an 86-84 victory at Radford on Jan. 13, 2016
- In games versus D1 opponents this season the Eagles are 4-3 overall and averaging 76.0 ppg while allowing 73.6 ppg
- Through nine games the Eagles have a +7.4 advantage on the glass and are averaging 15.6 offensive rebounds per game (10.7 per game vs. D1 opponents)
- The first loss of the season came at Virginia Tech, 58-52
- The loss came two days after the Eagles earned their 2-0 start since the 2021-22 season after the win over Little Rock
- The 58 points were the second-lowest the Eagles have ever allowed vs. an ACC opponent
- This was the first loss by the Eagles when holding an opponent under 60 points since falling 57-55 to UNC Asheville at home on Jan. 29, 2021
- In the win over Little Rock, the Eagles opened the second half on a 16-4 run for a double-digit lead and never looked back
- It was the second straight game this season, the Eagles dominated the glass 52-32
- It was also the second straight game the Eagles had 20-plus offensive rebounds (21 vs. Little Rock)
- Eagles opened with a 60-point victory over Piedmont on Nov. 4
- The 60-point win was the second-largest margin of victory in program history
- Hauled in 63 rebounds vs. Piedmont, first time grabbing 60 or more rebounds in a game since 2019 vs. Pfeiffer (61)
- The Eagles matched a program record for offensive rebounds with 28 that was set Dec. 2, 2023 against Coastal Carolina
- Also finished with 64 points in the paint and 38 second-chance points
- Ryan Jolly made his debut as an Eagle against his former team and finished with 15 points on 5-of-8 shooting
- Bryce Baker came off the bench as he also debuted for the Eagles and finished with 16 (4-for-8 from three)
- Hold an all-time mark of 130-95 in the month of November, 136-148 in the month of December, 252-185 in January and 230-152 in February
- The win over Averett was the 6th win in the month of November, tying a program record set back in 1980-81 which is the only other time an Eagle team won six games in November
- Since 2016-17 the Eagles are 23-5 in home games during the month of November, 29-17 in December, 26-9 in January and 42-17 in February
- This is the program's 1,420th game as it holds an all-time record of 804-615
- The 2023-24 team set the NCAA D1 program record for free throws made (601) and free throws attempted (856) for a single-season
- The 18.8 free throws made per game were a program record, as were the 26.8 free throw attempts per game
- Attempted 238 more free throws than opponents and made 601, which was nearly as many as opponents attempted (618)
- Winthrop led the nation in free throw attempts per game (26.8)
- Eagles finished 9th in the nation in total free throw attempts, 16th in free throws made
- Through 10 games this year the Eagles are averaging 31.8 free throw attempts a game and have attempted 102 more free throws than their opponents
- The 31.8 free throw attempts rank 2nd nationally (games through Dec. 3)
- Winthrop has made 210 free throws (21.0 per game) while opponents have attempted 216
- Voted to finish second in the Big South Conference Preseason Poll (1 first-place vote) for the second time in the last three seasons
- Winthrop has 10 or more threes in 37 games in the Prosser Era (Hold a 29-8 record in those 37 contests)
- Over the last four seasons Winthrop is 83-13 when leading at the half (141-24 since the start of the 2015-16 season/155-33 since the 2014-15 season)
- In the last 12 seasons the Eagles are 176-27 when leading at the half, 46-92 when trailing and 10-4 when tied
- In Big South contests since 2013-14, the Eagles are 116-16 when leading at the half, 34-39 when trailing and 7-3 when tied
- In the last 204 victories, the Eagles have won by double-figures in 125 of them (61%)

EAGLE EYE VIEW OF THE TEAM

- Over the last 12 seasons Winthrop is 167-63 when attempting 20 or more free throws, 50-13 when attempting 30 or more, 9-3 when attempting 40 or more and 1-1 when attempting 50-plus
- During that same time span, Winthrop is 77-73 when it has less than 20 free throw attempts
- Have won 11 of the last 13 games attempting 30 or more free throws after having lost 4-of-5 prior
- In the last 12 seasons Winthrop is 76-11 when making 10 or more threes and attempting 20 or more free throws in same game
- Since 2012-13 the Eagles have more wins than any other Big South Conference school (248), 34 more than the next team (Gardner-Webb/Radford -213)

TEAM STREAKS

- Have hit at least one three-point basket in 391 consecutive games
- Now have 12 straight seasons with 10 or more home wins
- Have been Top 3 scoring in the Big South for 10 straight seasons
- Have 20 or more free throw attempts in seven straight games

LOOKING BACK AT 2023-24

- Season ended with a 69-56 loss to 5th-seeded Longwood, the eventual Big South Champion
- Returned 4-of-5 starters from last year's team that was 17-15 overall
- All four returning starters were also the Top 4 in scoring from from 2023-24
- Two-Time All-Big South First Team selection Kelton Talford is the top returner as he led the team with 14.1 ppg and 5.8 rpg
- K.J. Doucet was second on the team in scoring at 12.4 ppg and second on the team with 51 made threes
- Kasen Harrison was also in double-figures at 11.3 ppg and led the team with 3.8 apg (ranked 3rd in Big South)
- Nick Johnson averaged 10.4 ppg and led the team with 44 steals, while ranking 4th in the Big South at 1.4 per game
- Also returning are Yoro Diallo and Noah Van Bibber as Diallo saw action in 28 games while Van Bibber played in 18 contests
- Added six newcomers in the offseason, five of which are transfers and one true freshman
- The transfers include Ryan Jolly (Piedmont), Tommy Kamarad (Arkansas Tech), Tai Hamilton (William & Mary), Logan Duncomb (Xavier) and Bryce Baker (Old Dominion)
- Paul Jones III is the lone freshman on the team

HEAD COACH MARK PROSSER

- In his fourth season as head coach of the Eagles and 8th season overall as a head coach
- He became the 7th head coach in program history and joined all previous head coaches in winning their first game coaching the Eagles
- Coached in his 100th game at the helm of the Eagles on Nov. 15 and earned his 100th career win in the same game
- Coached his 200th game and earned his 50th victory at Winthrop on Jan. 10 and earned an 81-71 road win
- Mark Prosser is coaching in his 211th game (182nd at NCAA D1 level)
- Led the Eagles to 23 wins in 2021-22, the most by any first-year head coach in program history
- Prosser joined Steve Vacendak, Gregg Marshall and Randy Peele as the only coaches to start their Winthrop career 2-0
- Became 1-of-3 Winthrop coaches to win their first Big South Conference regular season game and to start 2-0 (Dan Kenney/Gregg Marshall) and just Prosser and Marshall began their Big South career 5-0
- First Winthrop coach to reach at least 11 league wins in first season at the helm (finished with 14)
- Guided the team to its first ever win over a PAC 12 opponent with an 82-74 win at Washington (11/27/21)
- Came to the Eagles after three years as head coach of Western Carolina
- In his second season with the Catamounts he and his staff put together the nation's second biggest turnaround in D1 men's basketball (12-win improvement)
- Spent six seasons at Winthrop as an Associate Head Coach (Assistant coach - 1st year)
- Holds a career record of 104-120 (99-97 at the NCAA D1 level)
- Graduated from Marist and then became a student assistant three seasons before joining the staff at Wofford as an assistant coach in 2002-03
- After one season he became an assistant coach at Bucknell (2003-08)
- While at Bucknell, the Bison upset Kansas in the 2005 NCAA Tournament
- Returned to Wofford as an assistant coach in 2008 where he remained until taking the head coaching job at Brevard College in 2011-12
- After one season he left Brevard to join the Winthrop coaching staff

CURRENT BIG SOUTH MEMBERS

<i>(ranked by overall wins)</i> School	Since (2012-13)		2024-25	2024-25
	Overall	Big South	Overall	Big South
Winthrop	248-138	131-64	7-3	0-0
Gardner-Webb	213-182	113-77	4-4	0-0
Radford	213-176	114-75	7-2	0-0
UNC Asheville	212-174	116-69	3-4	0-0
High Point	201-180	107-81	8-2	0-0
Longwood	192-240	80-128	7-2	0-0
USC Upstate**	145-215	28-54	2-8	0-0
Presbyterian College	123-261	53-150	5-5	0-0
Charleston Southern*	106-249	51-123	3-7	0-0

(Games Through Dec. 3, 2024)

* Charleston Southern had 51 wins (31 conference wins and 3 conference tournament wins vacated)

** USC Upstate overall record from 2012-13 - 2017-18 in Atlantic Sun Conference



Piedmont - Ryan Jolly
 Little Rock - Kasen Harrison
 at Virginia Tech - Kasen Harrison
 William & Mary - Bryce Baker
 Georgia Southern - Kasen Harrison
 NC Central - Kelton Talford
 at Louisville - Kelton Talford
 LIU - Kelton Talford
 Averett - Paul Jones III
 at Queens - Nick Johnson
 Coastal Carolina -
 Bob Jones -
 at Florida State -
 Mercer -
 at Indiana -
 USC Upstate -
 at Radford -
 at Gardner-Webb -
 Longwood -
 Charleston Southern -
 at UNC Asheville -
 at High Point -
 Presbyterian -
 Gardner-Webb -
 at Charleston Sou. -
 at USC Upstate -
 Radford -
 High Point -
 at Presbyterian -
 at Longwood -
 UNC Asheville -

NEXT EAGLES WIN WILL...

- Extend the current win streak to four games
- First back-to-back wins over Coastal since 2014
- Give Prosser his 105th career win and 100th win as an NCAA D1 coach
- Give the program 805 victories all-time
- Be the 666th all-time at the NCAA D1 level

WINTHROP

All-Time Head Coaches (Wins)

Coach	Wins	Losses	Pct.
Gregg Marshall	194	83	.700
Pat Kelsey	186	95	.663
Nield Gordon	160	100	.615
Randy Peele	77	82	.484
Steve Vacendak	74	98	.430
Mark Prosser	62	44	.585
Dan Kenney	51	113	.331

2024-25 EAGLE TRENDS

THE EAGLES RECORD

Overall: 7-3
At home: 6-1
On the road: 0-2
At a neutral site: 0-0
In the Big South: 0-0
Big South Home: 0-0
Big South Away: 0-0
Overtime: 0-0
Night Tip: 5-3
Daytime Tip: 2-0
Morning Tip: 0-0
Win the Opening Tip: 5-3
Lose the Opening Tip: 2-0
Nationally ranked opponents: 0-0
Opponents receiving votes: 0-0
ACCNX: 0-2
SEC Network+: 0-0
ESPN+: 6-1
ESPN: 0-0
ESPNU: 0-0
Play a team with a record over .500: 3-3
A team with a record below .500: 2-0
A team with a record of .500: 2-0
Lead at halftime: 5-1
Trail at halftime: 2-2
Tied at halftime: 0-0
Lead 10+ at halftime: 3-0
Trail 10+ at halftime: 0-0
Score first: 4-3
1st possession is a turnover: 2-0
1st possession is a made FG: 2-0
1st possession is a missed FGA: 3-2
1st possession is a made FT: 1-0
1st possession is a missed FT: 0-0
Make First Field Goal Attempt: 4-0
Miss First Field Goal Attempt: 4-2

SCHEDULED TIME OF TIP/DAY OF WEEK

(record by time zone, not just EST)

Tip at 11 a.m.: 0-0
Tip at 12 p.m.: 1-0
Tip at 12:30 p.m.: 0-0
Tip at 1 p.m.: 0-0
Tip at 2 p.m.: 0-0
Tip at 2:30 p.m.: 1-0
Tip at 3 p.m.: 0-0
Tip at 4 p.m.: 0-0
Tip at 5 p.m.: 1-1
Tip at 5:30 p.m.: 0-0
Tip at 6 p.m.: 0-0
Tip at 6:30 p.m.: 3-0
Tip at 7 p.m.: 1-2
Tip at 7:30 p.m.: 0-0
Tip at 8 p.m.: 0-0
Monday: 2-1
Tuesday: 1-0
Wednesday: 1-0
Thursday: 0-0
Friday: 1-1
Saturday: 1-1
Sunday: 1-0

SCORING

Scores between 10-19: 0-0
20-29 points: 0-0
30-39 points: 0-0
40-49 points: 0-0
50-59 points: 0-1
60-69 points: 0-1
70-79 points: 1-0
80-89 points: 4-1
90-99 points: 1-0
100-plus points: 1-0
Shoot 10-19 percent from the field: 0-0
20-29%: 0-0
30-34%: 0-2
35-39%: 0-0
40-44%: 2-0
45-49%: 3-1
50-59%: 2-0
60-plus: 0-0
Higher FG% than opponent: 7-2
Lower FG % than opponent: 0-1
FG% is the same: 0-0

Hit 7 or more threes: 4-0
Hit less than 7 threes: 2-3
Attempt less than 20 threes: 1-1
Attempt 20 or more threes: 6-2
Attempt 30 or more threes: 1-1
Turn ball over less than 10 times: 3-0
10-15 times: 3-2
16-20 times: 0-1
21-plus: 1-0
Make more free throws: 6-1
Make fewer free throws: 1-2
Make same free throws: 0-0
Attempt more free throws: 7-1
Attempt fewer free throws: 0-2
Attempt same free throws: 0-0
Have more rebounds: 5-1
Have fewer rebounds: 2-2
Have same rebounds: 0-0
Have more turnovers: 2-1
Have fewer turnovers: 4-2
Have same turnovers: 1-0
Have more steals: 6-1
Have fewer steals: 1-2
Have same steals: 0-0

LATE IN THE GAME(regulation only)

Lead with five minutes left: 5-0
Trail with five minutes left: 2-3
Tied with five minutes left: 0-0
Lead with one minute left: 6-0
Trail with one minute left: 1-3
Tied with one minute left: 0-0
Bench scores more points: 4-0
Bench scores fewer points: 3-3
Bench scores same points: 0-0
1 Score Double-Figures: 0-0
2 Score Double-Figures: 0-1
3 Score Double-Figures: 1-1
4 Score Double-Figures: 2-1
5 Score Double-Figures: 3-0
6 Score Double-Figures: 0-0
7 Score Double-Figures: 1-0

GAMES DECIDED BY...

1 point: 1-0
2 points: 1-1
5 points or less: 0-0
6-9 points: 1-1
Double-figures: 4-1

First Basket (POINT) is a...

Jumper: 1-0
Lay-up/Tip-in: 3-2
Dunk: 0-0
Free Throw: 2-1
Three-Pointer: 1-0

POINTS OFF TURNOVERS

Score more off turnovers: 5-0
Outscored off turnovers: 2-3
Tied in points off turnovers: 0-0

POINTS IN PAINT

Score more points in paint: 7-1
Outscored in paint: 0-1
Tied in points in paint: 0-1

2ND CHANCE POINTS

Score more 2nd chance points: 6-1
Outscored in 2nd chance points: 1-2
Tied in 2nd chance points: 0-0

SCHOOLS FROM...

Arkansas: 1-0
Florida: 0-0
Georgia: 1-1
Indiana: 0-0
Kentucky: 0-1
New York: 1-0
North Carolina: 2-0
South Carolina: 0-0
Virginia: 2-1

YEAR-BY-YEAR RECORDS

(Member of NCAA DI Level Only)					
Year	Overall	Home	Away	Non-Conf.	BSC
24-25	7-3	6-1	1-2	7-3	0-0
23-24	17-15	11-5	6-9	9-7	8-8
22-23	15-17	10-4	4-11	5-9	10-8
21-22	23-9	13-0	7-7	9-7	14-2
20-21	23-2	11-1	10-0	5-1	17-1
19-20	24-10	12-4	10-6	7-7	15-3
18-19	18-12	11-3	7-8	8-5	10-6
17-18	19-12	11-3	7-8	6-5	12-6
16-17	26-7	14-3	12-3	8-4	15-3
15-16	23-9	14-1	7-7	10-4	13-5
14-15	19-13	11-3	6-10	7-7	12-6
13-14	20-13	12-3	5-10	10-7	10-6
12-13	14-17	11-4	2-12	8-7	6-10
11-12	12-20	7-5	4-11	4-10	8-10
10-11	13-17	9-4	4-10	4-8	9-9
09-10	19-14	12-2	6-11	7-8	12-6
08-09	11-19	7-6	4-12	2-10	9-9
07-08	22-12	12-3	6-7	12-8	10-4
06-07	29-5	15-0	12-3	15-5	14-0
05-06	23-8	15-1	7-6	10-5	13-3
04-05	27-6	16-0	9-4	12-5	15-1
03-04	16-12	10-4	5-7	6-5	10-6
02-03	20-10	11-3	9-4	8-6	11-3
01-02	19-12	9-4	7-5	6-7	10-4
00-01	18-13	11-1	5-7	5-9	11-3
99-00	21-9	13-1	6-7	8-5	11-3
98-99	21-8	12-1	7-6	10-6	9-1
97-98	7-20	4-9	4-10	3-11	4-8
96-97	12-15	9-4	3-10	7-6	5-9
95-96	7-19	4-8	3-10	1-11	6-8
94-95	7-20	5-7	2-12	3-8	4-12
93-94	4-23	3-9	1-13	1-8	3-15
92-93	14-16	7-5	4-10	9-5	5-11
91-92	6-22	4-11	2-10	3-11	2-12
90-91	8-20	6-7	2-12	3-10	5-9
89-90	19-10	14-4	5-7	13-4	6-6
88-89	16-13	14-5	2-8	10-5	5-7
87-88	17-13	12-3	5-10	9-6	5-7
86-87	8-20	5-5	3-14	7-12	1-7
85-86	20-9	14-2	5-6	14-6	5-3
Totals	663-524	407-151	216-323	289-273	350-240

THE EAGLES' RECORD IN WINTHROP COLISEUM

Season	Won	Lost	Pct.
1982-83	7	8	.467
1983-84	12	5	.706
1984-85	11	4	.733
1985-86	14	2	.875
1986-87	5	5	.500
1987-88	12	3	.800
1988-89	14	5	.737
1989-90	14	4	.778
1990-91	6	7	.462
1991-92	4	11	.267
1992-93	7	5	.583
1993-94	3	9	.250
1994-95	5	7	.417
1995-96	4	8	.333
1996-97	9	4	.692
1997-98	4	9	.308
1998-99	12	1	.923
1999-00	13	1	.929
2000-01	11	1	.917
2001-02	9	4	.692
2002-03	11	3	.786
2003-04	10	4	.714
2004-05	16	0	1.000
2005-06	15	1	.938
2006-07	15	0	1.000
2007-08	12	3	.800
2008-09	7	6	.538
2009-10	12	2	.857
2010-11	9	4	.692
2011-12	7	5	.583
2012-13	11	4	.733
2013-14	12	3	.800
2014-15	11	3	.786
2015-16	14	1	.933
2016-17	14	3	.824
2017-18	11	3	.786
2018-19	11	3	.786
2019-20	12	4	.750
2020-21	11	1	.916
2021-22	13	0	1.000
2022-23	10	4	.692
2023-24	11	5	.688
2024-25	4	0	1.000
37 Years	432	165	.724

2024-25 EXTRAS

WINTHROP RECORD ACCORDING TO STARTING LINEUP

K. Harrison, Jones III, Johnson, Doucet, Talford	3-1
K. Harrison, Baker, Doucet, Kamarad, Talford	2-2
K. Harrison, Jolly, Doucet, Kamarad, Talford	1-0
K. Harrison, Jones III, Baker, Doucet, Talford	1-0

WINTHROP RECORD WHEN LEADING SCORER IS...

Talford	3-1
Johnson	2-0
Doucet	1-0
Jones III	1-0
Harrison	0-2

WINTHROP RECORD WHEN LEADING REBOUNDER IS...

Talford	5-0
Diallo	1-0
Hamilton	1-0
Kamarad	1-0
Baker	1-1
Doucet	0-2

WINTHROP RECORD WHEN LEADER IN ASSISTS IS...

K. Harrison	6-3
Wilson	2-0
Baker	0-1
Doucet	0-1
Johnson	0-1

WINTHROP RECORD WHEN OPPONENT...

Shoots less than 30%:	0-0
30-34%:	2-1
35-39%:	1-0
40-44%:	3-1
45-49%:	1-1
50-59%:	0-0
60-plus:	0-0
Makes 25 or more FG:	3-2
Makes fewer than 25 FG:	4-1
Makes 7 or more 3PT FG:	5-3
Makes 6 or less 3PT FG:	2-0
Makes more than 15 FTs:	0-2
Makes 15 or fewer FTs:	7-1
Commits 13 or fewer TOs:	1-1
Commits 14 or more TOs:	6-2
Scores the first point(s) of 2nd half:	0-3

WINTHROP RECORD WHEN OPPONENT HAS...

A 20-point scorer:	1-2
A 30-point scorer:	0-0
A 40-point scorer:	0-0
More than one 20-point scorer:	0-0
No players in double-figures:	0-0
1 Player in double-figures:	1-0
2 Players in double-figures:	3-1
3 Players in double-figures:	0-0
4 Players in double-figures:	3-2
5 or more players in double-figures:	0-0
6 or more players in double-figures:	0-0

Margin of Victory/Defeat

Breakdown of Eagles' margin of victory...

1	2	3	4	5	6	7	8	9	10	11-15	16-20	21-25	26+
1	1	-	-	-	-	-	1	-	-	1	-	1	2

Breakdown of Eagles' margin of defeat...

	1	2	3	4	5	6	7	8	9	10	11-15	16-20	21-25	26-30+
	-	1	-	-	-	-	-	1	-	-	1	-	-	-

WINTHROP CURRENT STREAKS

OVERALL

All Games	W3
Big South Games Overall	L2
Ranked opponent	L3

HOME

All Games	W3
Non-Conference Home Games	W3
Big South Home Games	L1

ROAD

All Games	W1
Big South Road Games	L1
Non-Conference Road Games	W1

NEUTRAL

At Neutral Sites	L1
Ranked opponents	L3
Unranked opponents	L1

EAGLES CURRENT STREAKS VS. BIG SOUTH OPPONENTS

Charleston Southern	W10
Gardner-Webb	L2
High Point	L1
Longwood	L2
Presbyterian College	L1
Radford	W2
UNC Asheville	L3
USC Upstate	W2

RECORD AT WINTHROP COLISEUM

Winthrop Record At Winthrop Coliseum When It Scores...

	Since 2004-05	All-Time (D1 level)
100+:	22-1	30-1
90-99:	30-0	47-1
80-89:	56-8	93-8
70-79:	61-9	118-30
60-69:	44-13	77-48
50-59:	18-16	23-39
40-49:	1-6	1-10

When Winthrop Allows () Points At Winthrop Coliseum...

100+:	1-1	1-1
90-99:	5-5	9-16
80-89:	20-11	28-32
70-79:	37-14	64-46
60-69:	64-17	114-39
50-59:	56-7	99-10
40-49:	42-2	52-4
30-39:	2-0	5-0

LAST TIME WINTHROP...

TEAM

Scored 70-79 points

77 vs. NC Central, 11-17-24 (W, 77-75)

Scored 80-89 points

86 at Queens, 12-3-24 (W, 86-78)

Scored 90-99 points

99 vs. Averett, 11-27-24 (W, 99-56)

Scored 100+ points

125 vs. Piedmont, 11-4-24 (W, 125-65)

Both Team Score 100 Points Or More

UNC Asheville, 2-26-14 (W, 107-100 in OT)

Held opponent to 40-49 points

Charleston Southern, 2-7-24 (W, 67-46)

Held opponent to 30-39 points

Lenoir-Rhyne, 11-20-12 (W, 59-35)

Held opponent to 20-29 points

at College of Charleston (29), 2-26-83 (L, 29-23)

Allowed 70-79 points

78 at Queens, 12-3-24 (W, 86-78)

Allowed 80-89 points

89 vs. Georgia Southern, 11-16-24 (L, 89-87)

Allowed 90-99 points

93 vs. Campbell, 2-22-23 (W, 95-93 in OT)

Allowed 100 points or more

100 at High Point, 2-28-24 (L, 100-96 in OT)

Scored 50 in a half

vs. Averett, 11-27-24 (50-2nd half)

Allowed 50 in a half

vs. Georgia Southern, 11-16-24 (50-2nd half)

Allowed 60 in a half

vs. Gardner-Webb, 1-24-19 (62-2nd half)

Scored 60 in a half

vs. Piedmont, 11-4-24 (66-2nd half)

Allowed 60 in a half

vs. Gardner-Webb, 1-24-19 (62-2nd half)

Scored 70 in a half

vs. Pfeiffer, 11-13-18 (73-1st half)

Held Opponent under 20 points in a half

vs. Toccoa Falls, 11-29-22 (13-1st half)

Held Big South Opponent under 20 points in a half

vs. (7) High Point, 3-4-22 (17-1st half)

Scored under 20 points in a half

vs. Presbyterian College, 2-21-24 (19-2nd half)

Won in overtime

vs. Radford, 1-13-24 (W, 92-88 in 3OT)

Lost in overtime

at High Point, 2-28-24 (L, 100-96 in OT)

Won At The Buzzer

vs. William & Mary, 11-15-24 (W, 86-85 / Bryce Baker GW Corner 3-pointer)

Lost At The Buzzer

at Fresno State, 11-10-19 (L, 77-74)

Played In Double-Overtime

vs. Charleston Southern, 2-23-19 (W, 80-78)

Played In Triple-Overtime

vs. Radford, 1-13-24 (W, 92-88)

Played Overtime In Non-Conference Game

vs. Mercer, 11-13-21 (W, 88-85 in OT)

Played Overtime In Non-Conference Home Game

vs. Furman, 11-30-16 (W, 58-57/OT)

Played Overtime In Non-Conference Road Game

at Illinois, 11-21-16 (W, 84-80/OT)

Played In Back-To-Back Overtime Games:

1-3-24 vs. Longwood / 1-6-24 at USC Upstate

Shot 50-59 percent from field

vs. LIU, 11-25-24 (.508-Won, 87-65)

Shot 60 percent or better from field

vs. Brevard College, 11-8-23 (.610-Won 98-44)

An opponent shot 50-59 percent from field

Presbyterian College, 2-21-24 (.525-Lost, 78-55)

An opponent shot 60 percent or better from field

Campbell, 2-22-23 (.600-Won 95-93 in OT)

Shot 50-59 percent from the field in a half

at Queens, 12-3-24 (.593-2nd half)

Shot 60-69 percent from the field in a half

vs. Georgia Southern, 11-16-24 (.615-2nd half)

Shot 70 percent or better from the field in a half

vs. Brevard College, 11-8-23 (.704-2nd half)

Shot 50 percent or better in each half

vs. LIU, 11-25-24 (1st .500/2nd .508)

Pulled down 50 rebounds or more

vs. Little Rock, 11-9-24 (52)

Pulled down 60 rebounds or more

vs. Piedmont, 12-4-24 (63)

Allowed 50 or more rebounds

at #13 Auburn, 11-15-21 (53)

Pulled down 60 rebounds or more

vs. Pfeiffer, 11-25-19 (61)

Had 40 or more defensive rebounds

vs. Pfeiffer, 11-25-19 (45)

Had 20 Offensive rebounds

vs. Little Rock, 11-9-24 (21)

Allowed opponent 20 Offensive rebounds

vs. LIU, 11-25-24 (20)

Outrebounded Opponent by 20

vs Brevard College (+20/41-21, W, 98-44)

Outrebounded by 20

at Colorado State, 11-14-17 (-22/51-29, L 80-76)

Won by 20-29 points

LIU, 11-7-24 (W, 67-46/+21)

Won by 30-39 points

Converse, 12-31-21 (W, 78-40/+38)

Won by 40-49 points

Averett, 11-27-24 (W, 99-56/+43)

Won by 50+ points

vs. Piedmont, 11-4-24 (W, 125-65/+60)

Lost by 20-29 points

Presbyterian College, 2-21-24 (L, 78-55/-23)

Lost by 30-39 points

at Auburn, 11-24-17 (L, 119-85)

Lost by 40-49 points

vs. Duke, 3-14-02 (L, 84-37/-47)

Lost by 50+ points

at Syracuse, 11-22-96 (L, 106-51/-55)

Hit 10 or more threes

vs. Averett, 11-27-24 (11)

Hit 15 or more threes

at Washington State, 11-22-21 (16)

Allowed 10 or more threes

vs. NC Central, 11-17-24 (11)

Allowed 15 or more threes

at Penn State, 11-7-22 (18)

Did not hit a three-pointer in a game

vs. Presbyterian College, 2-14-12 (0-8)

Held opponent without a three-pointer

at Liberty, 1-22-15 (0-10)

Shot 60 percent from three (10 made min.)

vs. Charleston Southern, 1-27-16 (17-28/.607%)

Shot 100 percent from FT Line (10 made min.)

vs. Coastal Carolina, 2-18-16 (20-20)

Shot 50 percent or less from FT Line (15 FTA min.)

at Xavier, 12-16-23 (7-for-19/37%)

Attempted 30-39 Free Throws

at Queens, 12-3-24 (34)

Attempted 40-49 free throws

vs. Averett, 11-27-24 (41)

Attempted 50 or more free throws

at High Point, 2-28-24 (50)

Dished out 20 or more assists

vs Piedmont, 11-4-24 (20)

Had 15 Or More Steals

vs. Brevard, 11-8-23 (15)

No Steals in a game

vs. Villanova (3/19/21)

Had 10 or More Blocks

vs. LIU, 11-26-24 (10)

Commit 5 or fewer turnovers in a game

at Coastal Carolina, 3-8-15 (5)

Commit 20 or more turnovers in a game

vs. Georgia Southern, 11-16-24 (20)

Commit 30 or more turnovers in a game

No games since 1994-95 (no team game-by-game available prior)

Had 3 players in double-figures

vs. LIU, 11-25-24 (Talford 18, Doucet 17, Johnson 11)

Had 4 players in double-figures

at Queens, 12-3-24 (Johnson 20, Harrison 15, Doucet 13, Jolly 11)

Had 5 or more players in double-figures

vs. Averett (Jones III 25, K. Harrison 15, Doucet 14, Talford 13, Baker 11)

Had 6 or more players in double-figures

vs. Toccoa Falls, 12-29-23 (Timmerman 16, Diallo 14, McKelvy 13, Moore 12,

McMahon 12, Johnson 10)

Had 7 or more players in double-figures

vs. Piedmont, 11-4-24 (Talford 17, Baker 16, Jolly 15, K. Harrison 14, Doucet 13,

Jones III 11, Hamilton 10)

Played a ranked team

at #13 Auburn 11-15-22 (Lost, 89-65)

WINTHROP PLAYER...

Score 20-29 Points

12-3-24 at Queens (Nick Johnson, 20)

Score 30-39 Points

2-8-23 at UNC Asheville (Sin'Cere McMahon, 35)

Score 40 Or More Points

2-9-17 at UNC Asheville (Keon Johnson, 40)

Had two players score 20 or more points same game

1-13-24 vs. Radford (Kelton Talford, 27 / Nick Johnson, 20)

Hit 10 Field Goals Or More

Kasen Harrison at High Point, 2-28-24 (10-of-17)

Made 10 or more free throws

Kasen Harrison vs. Georgia Southern, 11-16-24 (12-of-13)

Made 5 or more threes

Paul Jones III, 11-27-24 vs. Averett (6-of-8)

Had 20 or more rebounds

Xavier Cooks at Longwood, 2-15-17 (20)

Had 20 points, 20 rebounds same game

Xavier Cooks at Longwood, 2-15-17 (21 points, 20 rebounds)

Dish Out 10 Or More Assists

Chandler Vaudrin/Russell Jones Jr. vs. (8) High Point, 3-1-21

Record 5 Or More Steals

Cory Hightower (5, at Middle Tennessee State, 11-16-21)

Have 5 Or More Blocks

Josh Ferguson vs. ETSU, 11-17-18 (5)

Registered A Double-Double (Guard)

Adam Pickett (23 points, 12 rebounds vs. Presbyterian College, 2-13-19)

Registered A Double-Double (Forward/Center)

Kelton Talford (18 points, 13 rebounds vs. LIU, 11-25-24)

Two Players Record Double-Double

at Gardner-Webb, 2-15-18 (Xavier Cooks/Adam Pickett)

Registered A Triple-Double

Chandler Vaudrin (10 points, 12 rebounds, 10 assists vs. (8) High Point, 3-1-21)

2024-25 MISC. STATS

Most 1st Half Points

Winthrop 59 vs. Piedmont
Opponents 46 vs. William & Mary

Largest Half Time Lead

Winthrop 26 vs. Piedmont
Opponents n/a

Largest Lead In Loss

Winthrop 4 at Virginia Tech

Most Points 3rd OT

Winthrop n/a
Opponents n/a

Most 2nd Half Points

Winthrop 66 vs. Piedmont
Opponents 50 vs. Ga. Southern

Largest Margin of Victory

Winthrop 60 vs. Piedmont
Opponents n/a

Largest Lead In Win

Winthrop 60 vs. Piedmont

Fewest 1st Half Points

Winthrop 25 at Virginia Tech
Opponents 23 at Virginia Tech

Largest Deficit in Win

Winthrop 13 vs. William & Mary

Most Points 1st OT

Winthrop n/a
Opponents n/a

Fewest 2nd Half Point

Winthrop 27 at Virginia Tech
Opponents 21 vs. Averett

Largest Deficit In Loss

Winthrop n/a

Most Points 2nd OT

Winthrop n/a
Opponents n/a

Career numbers (below) only reflect NCAA D1 level

First Player To Score

Doucet	3
K. Harrison	2
Johnson	1
Jolly	1
Jones III	1
Kamarad	1
Talford	1

First Off The Bench

Hamilton	6
Johnson	6
Baker	4
Diallo	2
Jones II	2
Van Bibber	2
Wilson	2
Jolly	1

Points Leader

Sea.	Car.
Talford	4 28
K.Harrison	2 19
Johnson	2 n/a
Doucet	1 6
Jones III	1 1
Baker	0 1
Van Bibber	0 1

Rebound Leader

Sea.	Car.
Talford	5 54
Doucet	2 9
Baker	2 n/a
Diallo	1 4
Hamilton	1 1
Kamarad	1 1
Johnson	0 n/a
K.Harrison	0 4

Assist Leader

Sea.	Car.
K.Harrison	7 72
Wilson	3 5
Doucet	1 6
Jolly	1 1
Baker	1 n/a
Johnson	1 n/a
Talford	0 4
Diallo	0 1

Steals Leader

Sea.	Car.
K.Harrison	4 40
Talford	3 16
Johnson	3 n/a
Diallo	2 4
Hamilton	1 4
Doucet	1 3
Wilson	1 3
Baker	1 1
Jolly	1 1

Blocks Leader

Sea.	Car.
Talford	4 40
Hamilton	4 15
Baker	2 n/a
Doucet	1 5
Diallo	1 4
K. Harrison	1 4
Johnson	1 n/a
Kamarad	1 1
Wilson	0 1

Dunks

Sea.	Car.
Talford	8 75
Hamilton	3 7
Diallo	2 6
K. Harrison	1 1
Jones III	1 1
Duncomb	1 1
Doucet	0 3

Double-Figures

Sea.	Car.
Doucet	10 29
K.Harrison	9 78
Talford	8 70
Jones III	4 4
Baker	3 9
Johnson	3 n/a
Jolly	2 2
Hamilton	1 1
Kamarad	1 1
Diallo	0 1
Van Bibber	0 1
Wilson	0 2

20-29 Points

Sea.	Car.
Talford	1 17
Harrison	1 9
Johnson	1 8
Jones III	1 1
Doucet	0 5
Van Bibber	0 1

30+ Points

Sea.	Car.
none	

40+ Points

Sea.	Car.
none	

10+ Assists

Sea.	Car.
none	

10+ Rebounds

Sea.	Car.
Talford	2 17
Doucet	2 2
Hamilton	1 1
Diallo	0 1

20+ Rebounds

Sea.	Car.
none	

5+ Steals

Sea.	Car.
Harrison	0 1

Double-Doubles

Sea.	Car.
Talford	2 15
Doucet	2 2
Hamilton	1 1
Diallo	0 1

20/20 Pts/Reb

Sea.	Car.
none	

Triple-Doubles

Sea.	Car.
none	

EAGLE EYE VIEW OF THE TEAM

LAST 10 WINS

86-78, at Queens, 12-3-24
 99-56, vs. Averett, 11-27-24
 87-65, vs. LIU, 11-25-24
 77-75, vs. NC Central, 11-17-24
 86-85, vs. William & Mary, 11-15-24
 82-67, vs. Little Rock, 11-9-24
 125-65, vs. Piedmont, 11-4-24
 83-74 vs. USC Upstate, 2-24-24
 85-69 at Radford, 2-15-24
 67-46 vs. Charleston Southern, 2-7-24

LAST 10 LOSSES

76-61, at Louisville, 11-22-24
 89-87 vs. Georgia Southern, 11-16-24
 58-52, at Virginia Tech, 11-11-24
 69-56 vs. #5 Longwood, 3-6-24
 65-64 vs. Gardner-Webb, 3-2-24
 100-96 (OT) at High Point, 2-28-24
 84-74 at Longwood, 2-10-24
 78-55 vs. Presbyterian College, 2-21-24
 82-78 at UNC Asheville, 2-3-24
 83-81 vs. High Point, 1-27-24

Winthrop All-Time Record By Months

November	130-95 (.578)
December	136-148 (.478)
January	252-185(.577)
February	230-151 (.604)
March	54-35 (.614)

Record By Days Of The Week Since 2012-13

Year	Monday	Tuesday	Wednesday	Thursday	Friday	Saturday	Sunday	Overall
12-13	0-0	3-3	4-5	0-1	0-0	6-8	1-0	14-17
13-14	0-0	2-1	7-5	1-0	1-0	8-5	1-2	20-13
14-15	3-1	1-0	5-3	2-2	1-1	6-5	1-1	19-13
15-16	2-0	3-2	3-2	3-2	2-1	9-1	1-1	23-9
16-17	1-0	3-0	5-0	6-2	1-1	9-3	1-1	26-7
17-18	1-0	1-4	3-1	3-2	1-3	7-2	3-0	19-12
18-19	1-0	1-3	2-2	5-3	0-0	8-4	1-0	18-12
19-20	3-1	1-0	1-1	9-3	1-1	8-3	1-1	24-10
20-21	2-0	3-0	2-0	7-0	3-1	3-0	3-0	23-1
21-22	1-2	2-2	4-1	4-0	2-0	10-3	0-1	23-9
22-23	0-1	2-2	7-4	0-1	0-1	6-8	0-0	15-17
23-24	0-1	2-1	5-2	1-1	2-3	5-7	2-0	17-15
24-25	2-1	1-0	1-0	0-0	1-1	1-1	1-0	7-3
Totals	16-7	25-18	50-26	40-17	15-13	86-50	18-7	248-138

Double Digit Deficits In A Win (Since 2012-13) (most recent in Bold/Italic)

19	2-1-23 vs. Longwood	W	76-74
15	1-13-24 vs. Radford	W	92-88 (3OT)
15	12-31-22 vs. UNC Asheville	W	62-60
15	11-13-21 vs. Mercer	W	88-85 OT
15	3-8-20 vs. (5) Hampton	W	76-68
15	1-25-14 vs. VMI	W	58-57
15	1-5-19 at UNCA	W	80-65
14	2-13-19 vs. PC	W	93-85
14	12-20-16 vs. Georgia Southern	W	86-84
13	<i>11-15-24 vs. William & Mary</i>	<i>W</i>	<i>86-85</i>
13	1-24-15 vs. Campbell	W	71-63
12	12-5-23 vs. Queens	W	88-82
12	1-16-20 at Hampton	W	116-95
12	11-28-18 at Tennessee Tech	W	82-70
12	12-29-18 vs. Prairie View	W	76-62
12	11-21-16 at Illinois	W	84-80 OT
12	3-5-14 vs. Liberty	W	77-65
12	11-9-13 vs. Roanoke College	W	93-74
11	1-3-24 vs. Longwood	W	68-60 OT
11	1-14-23 at Campbell	W	78-74
11	2-5-22 at Hampton	W	69-57
11	1-26-22 at USC Upstate	W	95-91 OT
11	1-20-22 at Presbyterian	W	60-58
11	12-21-19 vs. Elon	W	85-80
11	1-24-18 at Longwood	W	95-78
11	1-19-17 vs. UNCA	W	76-73
11	2-26-14 vs. UNCA	W	107-100 OT
10	1-22-22 vs Gardner-Webb	W	64-62
10	2-18-21 at High Point	W	76-70
10	12-16-17 at Alabama State	W	88-80
10	1-12-18 at Charleston Southern	W	64-53
10	12-17-16 at Hampton	W	86-79
10	12-29-16 at Charleston Southern	W	84-68
10	1-24-16 at Longwood	W	82-68

Double Digit Leads In A Loss (Since 2012-13)

23	1-6-16 at UNCA	L	85-84
18	1-20-24 at Gardner-Webb	L	79-74
17	1-27-24 vs. High Point	L	83-81
18	1-26-19 at PC	L	99-91
17	1-10-15 at Gardner-Webb	L	65-64
16	2-11-15 at High Point	L	73-72
15	12-7-19 vs. Coastal Carolina	L	92-88
14	11-14-17 at Colorado State	L	80-76
14	1-28-17 vs. High Point	L	83-80 OT
12	11-11-23 vs. Drexel	L	74-72
12	1-7-23 at Longwood	L	85-71
12	12-15-21 at Elon	L	63-61
12	1-17-15 vs. Radford	L	85-77
12	2-1-14 at High Point	L	65-64
12	2-19-13 at Gardner-Webb	L	65-52
11	2-6-13 at UNC Asheville	L	69-56
10	1-18-24 vs. UNC Asheville	L	82-77
10	2-21-19 at Radford	L	87-81
10	1-26-14 at Radford	L	58-57

MISC. STATS

Three-Point Shooting

Season	Games	FGM	FGA	3pt %	Per Game
2012-13	31	180	571	.315	5.81
2013-14	33	272	686	.397	8.24
2014-15	32	251	700	.359	7.84
2015-16	32	285	786	.371	8.91
2016-17	33	313	839	.373	9.48
2017-18	31	296	792	.374	9.55
2018-19	30	372	997	.373	12.40
2019-20	34	322	931	.346	9.47
2020-21	25	210	597	.352	8.40
2021-22	32	276	734	.371	8.63
2022-23	31	278	738	.377	8.97
2023-24	32	238	697	.341	7.44
2024-25	10	72	255	.282	7.20
Totals	386	3,365	9,323	.361	8.72

BY THE NUMBERS

UNDER PROSSER (2021-present)

(106 games)

WINTHROP-----

PPG: 76.26

FG%: .471

3PT FG%: .354 (8.2 per game)

FT %: .706

RPG (OFF/TOT): 9.7/34.4

APG: 12.2

TOPG: 13.8

BPG: 2.9

SPG: 6.3

OPPONENTS-----

PPG: 71.97

FG%: .437

3PT FG%: .345 (8.4 per game)

FT %: .710

RPG (OFF/TOT): 10.7/33.5

APG: 12.3

TOPG: 13.4

BPG: 3.6

SPG: 7.1

Winthrop All-Time Made Free Throws (Single-Season Top 10)

646 (1980-81 / 39 games / 16.6)

601 (2023-24 / 32 games / 18.8)

583 (1983-84 / 32 games / 18.2)

566 (2015-16 / 32 games / 17.7)

529 (1989-90 / 29 games / 18.2)

528 (2013-14 / 33 games / 16.0)

521 (1979-80 / 30 games / 17.4)

520 (2016-17 / 33 games / 15.8)

509 (1992-93 / 30 games / 17.0)

503 (1982-83 / 35 games / 15.2)

491 (2004-05 / 33 games / 14.9)

210 (2024-25 / 10 games / 21.0)

Winthrop All-Time Free Throw Attempts (Single-Season Top 10)

931 (1980-81 / 39 games / 23.9)

856 (2023-24 / 32 games / 26.8)

786 (1983-84 / 32 games / 24.6)

760 (2019-20 / 34 games / 22.4)

756 (2015-16 / 32 games / 22.9)

746 (1992-93 / 30 games / 24.9)

741 (2013-14 / 33 games / 22.5)

733 (1979-80 / 30 games / 24.4)

725 (2016-17 / 33 games / 22.0)

725 (2004-05 / 33 games / 22.0)

719 (1989-90 / 29 games / 24.8)

318 (2024-25 / 10 games / 31.8)

Per Game Big South Ranking

6th
4th
5th
2nd
1st
1st
1st
1st
2nd
1st
1st
5th
T6th
-

Per Game National Ranking

209th
24th
42nd
32nd
24th
32nd
1st
21st
67th
22nd
34th
178th
234th
-

Total 3's Made Program Ranking

18th
5th
6th
3rd
1st
2nd
1st
2nd
15th
T5th
6th
13th
36th
-

Winthrop All-Time 1,000 Points

<u>Name</u>	<u>Points (games)</u>
1. Keon Johnson (2013-17)	2,076 (128)
2. Charles Brunson (1979-82)	1,850 (92)
3. Xavier Cooks (2014-18)	1,778 (127)
4. LaShawn Coulter (1990-95)	1,663 (112)
5. Kelton Talford (2020-present)	1,474 (127)
6. Tyson Waterman (1995-00)	1,461 (111)
7. Fred McKinnon (1983-86)	1,427 (86)
8. Torrell Martin (2003-07)	1,387 (108)
9. Mark Hailey (1989-93)	1,384 (111)
10. Mike Gaither (1981-84)	1,302 (100)
11. Bennie Bennett (1978-81)	1,296 (100)
12. Andre Jones (2008-12)	1,291 (123)
13. Michael Jenkins (2004-08)	1,253 (131)
14. Tyrone Walker (2000-04)	1,245 (114)
15. Greg Washington (1985-89)	1,224 (111)
16. Tim Raxter (1978-82)	1,193 (128)
17. Reggie Middleton (2008-12)	1,185 (116)
18. James Shuler (2002-06)	1,160 (116)
19. Craig Bradshaw (2003-07)	1,158 (123)
20. Josh Ferguson (2016-20)	1,114 (127)
21. Eddie Gay (1989-93)	1,079 (108)
22. Andre Smith (2011-15)	1,071 (125)
23. Carlo Wilkins (1990-94)	1,020 (109)
24. Pierre Wooten (1998-03)	1,019 (120)
25. Chris Gaynor (2004-08)	1,000 (129)
26. Keon Moore (2013-15)	1,000 (61)
27. Bjorn Broman (2015-19)	1,000 (125)

Winthrop All-Time 500 Rebounds

<u>Name</u>	<u>Rebounds (games)</u>
1. Xavier Cooks (2014-18)	983 (127)
2. Charles Brunson (1978-82)	913 (92)
3. Kelton Talford (2020-present)	745 (127)
4. Josh Ferguson (2016-20)	741 (127)
5. Tyrone Walker (2000-04)	701 (115)
6. Chad Steele (1993-97)	692 (106)
7. George Valentine (2007-12)	676 (131)
8. Mark Hailey (1989-93)	675 (111)
9. Tim Raxter (1978-82)	652 (128)
10. Charles Corbin (2007-11)	648 (115)
11. Eddie Gay (1989-93)	637 (108)
12. Mantoris Robinson (2006-10)	592 (126)
13. Allen Washington (1983-86)	590 (78)
14. Craig Bradshaw (2003-07)	573 (123)
15. Greg Washington (1985-89)	566 (111)
16. Chase Claxton (2019-24)	565 (148)
17. Donnie Creamer (1978-80)	546 (61)
18. Ronnie Creamer (1978-80)	545 (62)
19. Greg Lewis (1999-02)	542 (67)
20. Torrell Martin (2003-07)	525 (108)

2024-25 STARTERS BY GAME

DATE	OPPONENT	G	G	G/F	F	F/C
11-4	Piedmont	K. Harrison	Jolly	Doucet	Kamarad	Talford
11-9	Little Rock	K. Harrison	Baker	Doucet	Kamarad	Talford
11-11	at Virginia Tech	K. Harrison	Baker	Doucet	Kamarad	Talford
11-15	William & Mary	K. Harrison	Baker	Doucet	Kamarad	Talford
11-16	Georgia Southern	K. Harrison	Baker	Doucet	Kamarad	Talford
11-17	NC Central	K. Harrison	Jones III	Baker	Doucet	Talford
11-22	at Louisville	K. Harrison	Jones III	Johnson	Doucet	Talford
11-25	LIU	K. Harrison	Jones III	Johnson	Doucet	Talford
11-27	Averett	K. Harrison	Jones III	Johnson	Doucet	Talford
12-3	at Queens	K. Harrison	Jones III	Johnson	Doucet	Talford

2024-25 SPECIALTY STATS

DATE/OPPONENT	IN PAINT	OFF-TO	2ND CHANCE	FAST BREAK	BENCH	TIES/LEAD	LARGEST	BIGGEST
	(WU/OPP)	(WU/OPP)	(WU/OPP)	(WU/OPP)			LEAD	DEFICIT
11-4 Piedmont	64/24	31/6	38/4	29/3	59/18	1/6	60	2
11-9 Little Rock	28/26	17/24	19/7	18/15	21/5	2/8	23	8
11-11 at Virginia Tech	30/20	12/16	8/13	5/2	5/16	2/11	4	9
11-15 William & Mary	42/18	26/15	15/12	14/18	26/37	2/3	11	13
11-16 Georgia Southern	42/42	16/23	4/8	24/4	22/46	5/5	6	13
11-17 NC Central	38/24	15/23	17/7	11/4	21/28	12/19	5	7
11-22 at Louisville	28/38	13/21	16/13	0/4	8/34	3/3	2	17
11-25 LIU	50/40	23/9	12/20	16/6	33/26	0/3	27	5
11-27 Averett	36/20	27/6	11/9	18/4	25/23	2/0	46	none
12-3 at Queens	50/36	20/15	14/7	9/7	24/28	1/2	11	4
Totals	408/288	200/158	154/100	144/67	244/261	30/60	Largest - 60	Biggest - 13
Averages	40.8/28.8	20.0/15.8	15.4/10.0	14.4/6.7	24.4/26.1			

MARK PROSSER

Mark Prosser enters his fourth season at the helm of the men's basketball program.

Prosser became the 7th head coach in Winthrop men's basketball history when he was introduced Apr. 2., 2021.

On Nov. 15, Prosser earned his 100th career win as the Eagles defeated William & Mary 86-85 on a buzzer beater.

In 2023-24 the Eagles battled their way through injuries that led to 11 different starting lineups, finishing the season 17-15.

The team was one of the most aggressive teams in the nation and it showed with the second-most free throw attempts in program history (856). The Eagles also converted the second-most free throws made in a single-season at 601.

Winthrop finished first in the nation in free throw attempts per game at 26.8.

For the second time in three seasons the Eagles had nine non-conference victories, which included an 85-68 victory at Little Rock and 90-87 win at Coastal Carolina.

The Eagles battled through a injury-riddled 2022-23 and finished the season 15-17 overall and 10-8 in the Big South.

In his first season with the Eagles he guided them to the Big South Conference Championship game and a 23-win season.

The 23 wins were the most by any coach in program history in their first season. It was the third time a first-year head coach won 20 or more games.

He joined Gregg Marshall as the only coaches in program history to begin conference play 5-0 in their first season.

On Nov. 27, 2021 he led the Eagles to the program's first ever win over a PAC-12 opponent with an 82-74 victory at Washington.

The Eagles posted a 13-0 home record, just the third time in program history a team finished with a perfect record at home.

Prosser has spent the previous three seasons as the head coach of the Western Carolina men's basketball program and is no stranger to Winthrop. In April of 2012, Prosser was hired as an assistant coach under Pat Kelsey and then served as Associate Head Coach from August of 2013 until his departure to Western Carolina in the spring of 2018.

Before departing for Western Carolina, Prosser played a role in helping bring the Winthrop men's basketball program back to the top of the Big South Conference, which was achieved when the Eagles captured the 2017 Big South Conference Championship and returned to the NCAA Tournament.

"My family and I could not be more excited to come home to Winthrop University and the Rock Hill community," said Prosser. "We'd like to thank Dr. Halpin, Dr. Hynd, the Board of Trustees and the entire Winthrop community for entrusting us with one of the most prestigious college basketball programs in the country."

In just his second season at the helm of the Catamounts program, Prosser led the team to a 12-win improvement to finish the season at 19-12. It was the second-most improved mark across NCAA Division I men's basketball. That season the team reached the Southern Conference semifinals before falling to eventual champion ETSU. That season Prosser's achievement was recognized by College Insider as he was honored as the Skip Prosser 'Man of the Year' award, which is named after his father.

Winthrop has been one of the top three-point shooting teams in the Big South Conference and nationally over the last 5-6 years and Prosser's teams in

three seasons averaged 9.15 threes per game, which included a program record for a single-season with 302 in 2019-20. In 2018-19 the team set the program record for threes in a single-season, which now sits as the second-most.

Prosser began his coaching career as an assistant coach with Wofford College in Mike Young's first season (2002-03). During that season the Terriers posted a 14-15 mark, which included a 79-77 victory at Virginia Tech. In the Southern Conference, Wofford posted an 8-8 record and advanced to the quarterfinals of the conference tournament.

Following his year at Wofford, Prosser headed to Bucknell as an assistant from 2003-08 under Pat Flannery.

It was at Bucknell that Prosser experienced the most post-season success as the Bison scored two NCAA Tournament upset victories during his tenure. In 2005, the 14th-seeded Bison upset No. 3 Kansas in the first round, earning the award for "Best Upset" at the 2005 ESPY Awards, and finished the year ranked 25th overall nationally with a 23-10 record. The following season, No. 9 seed Bucknell defeated No. 8 Arkansas in March Madness.

In 2005-06, the Bison went undefeated in Patriot League play, the first team to do so in conference history. The team was ranked in the top 25 for the first time in school history and featured Patriot League Player of the Year Charles Lee. For the NCAA Tournament, the Bison were seeded 9th and defeated Arkansas in the first round. In the second round they were defeated by Memphis to end the season at 27-5, the best record in school history.

While at Bucknell, Prosser signed 2008 Patriot League All-Freshman team selection Todd O'Brien and was involved in the player development of Charles Lee, who went on to sign a professional contract with the NBA's San Antonio Spurs. Lee was a three-time All-Patriot League selection and the 2006 Patriot League Player of the Year.

In the summer of 2008, Prosser returned to the sidelines at Southern Conference-member Wofford. During his first season back in Spartanburg in 2008, the Terriers set a school record with 12SoCon wins. In addition, the team posted its first winning overall record since moving to the NCAA Division I level. The following year, Prosser helped Wofford reach a school-record 26 wins along with the Southern Conference Championship and a trip to the NCAA Tournament.

All told, with Prosser on the bench in Spartanburg, the Terriers posted a 63-36 (.636) overall record, highlighted by back-to-back SoCon regular season and tournament championships, and consecutive appearances in the NCAA Tournament. He helped Wofford to a then school-record 26 victories in 2009-10 with a second 20-win season in 2010-11 with a squad that led the SoCon in assists and was also first in assist/turnover margin. Wofford also was eighth in the nation in 3-point percentage and 12th in overall field goal percentage.

Prosser was instrumental in the development of three-time first-team All-SoCon selection Noah Dahlgren, a post player who scored more than 2,000 career points and was twice dubbed SoCon Tournament MVP.

A native of Wheeling, W.Va., Prosser played collegiately at Marist College in Poughkeepsie, N.Y., before a knee injury ended his career prematurely. He began his coaching career as a student assistant coach at Marist until his graduation in 2002, helping the Red Foxes to a share of the Metro-Atlantic Athletic Conference (MAAC) regular season title in 2001-02.

Prosser and his wife Emily are the parents of two -- a daughter, Ava Grayce and a son, Declan.



Career Record

Winthrop: 62-44

Career: 104-120

Big South: 32-18

Coaching Experience

1999-2002

Marist

Student Assistant

2002-03

Wofford College

Assistant Coach

2003-08

Bucknell

Assistant Coach

2008-11

Wofford College

Assistant Coach

2011-12

Brevard College

Head Coach

2012-2013

Winthrop

Assistant Coach

2013-18

Winthrop

Associate Head Coach

2018-21

Western Carolina

Head Coach

2021-present

Winthrop

Head Coach

Playing Experience

1998-99

Marist

MARK PROSSER ERA



Prosser Facts

- Hired as the 7th head coach in Winthrop men's basketball history on Apr. 2, 2021
- Earned his first win at Winthrop on Nov. 9, 2021 with a 110-78 victory over Mary Baldwin as all seven head coaches in program history won in their debut
- Became the 3rd Winthrop coach in program history to win 20 games in first season
- First Winthrop coach to 14 league wins in first season and one of only two to do so in league history (Terry Truax of Towson - 14 in 1992-93)
- Became the 4th coach in program history to begin Winthrop career 2-0
- Prosser and Marshall are also the only coaches to start Big South career 5-0
- Joined Dan Kenney and Gregg Marshall as the only Winthrop coach to get a win in their first Big South Conference regular season contest
- Led Eagles to first ever win over PAC 12 opponent with an 82-74 win at Washington on Nov. 27, 2021
- The win at Washington was the first over a Power 5 team in his career (8th meeting ever vs. Power 5 and is now 1-7)
- Has been on staff for nine conference championship title games and five NCAA Tournament appearances
- Between being the head coach and an assistant coach he's represented Winthrop in 202 games on the bench

WINTHROP 1ST YEAR HEAD COACHING RECORDS

Mark Prosser	23-9
Nield Gordon	22-9
Gregg Marshall	21-8 (29 game season)
Randy Peele	20-11
Pat Kelsey	14-17
Dan Kenney	14-16
Steve Vacendak	8-20 (28 game season)

PROSSER TRENDS

	<u>WIN</u>	<u>Career</u>
Lead at the half:	46-12	77-25
Trail at the half:	14-30	23-91
Tied at the half:	2-2	4-4
Double-Figure leads at the half:	22-2	35-3
Double-Figure deficit at the half:	3-11	6-43
Score 100+:	4-0	9-0
Score 90+:	13-1	28-2
Score 80+ :	35-7	59-17
Score 70+:	48-15	89-42
Score 60+:	56-34	97-97
Score less than 60:	1-11	1-33
Allow 100+:	0-1	0-4
Allow 90+:	2-4	6-20
Allow 80+:	12-16	25-57
Allow 70+:	27-36	54-97
Allow 60+:	45-41	80-115
Allow less than 60 points:	17-1	24-3
Shoot 50% or better:	37-3	60-13
Shoot 40% or better:	57-26	91-74
Shoot 70% or better at FT Line:	35-25	59-60
Shoot 80% or better at FT Line:	15-10	27-20
Higher field goal percentage:	57-9	91-23
Lower field goal percentage:	5-34	13-95
Same field goal percentage:	0-1	0-2
Outrebound opponent:	36-7	68-36
Outrebound opponent 10+:	19-1	32-6
Outrebounded by opponent:	25-36	31-77
Rebounds are even:	1-1	4-7
More free throw attempts:	55-21	78-56
Fewer free throw attempts:	6-20	23-67
Free throw attempts are even:	1-2	3-6
Make 7+ 3's:	47-22	82-71
Make 10+ 3's:	30-8	55-25
Day games:	22-16	48-48
Night games:	40-27	55-71
Morning games:	0-0	1-0
Games on Monday:	4-4	6-9
Games on Tuesday:	7-5	9-10
Games on Wednesday:	16-7	23-32
Games on Thursday:	5-2	8-8
Games on Friday:	5-5	6-12
Games on Saturday:	22-18	46-47
Games on Sunday:	3-1	5-2

Games Decided By:

1 point:	5-2
2 points:	11-8
5 points or less:	26-29
6-9 points:	26-25
Double-figures:	49-64

PROSSER ALL-TIME RECORD vs. OPPONENTS

Team	Games	Overall	Home	Road	Neutral	BSC Tourney	PF	PA
Anderson (S.C.)	2	1-1	0-1	1-0	0-0	0-0	145	140
Auburn	1	0-1	0-0	0-1	0-0	0-0	65	89
Averett	1	1-0	1-0	0-0	0-0	0-0	99	56
Barton	1	0-1	0-0	0-0	0-1	0-0	55	89
Belmont Abbey	1	0-1	0-1	0-0	0-0	0-0	80	90
Brevard	1	1-0	1-0	0-0	0-0	0-0	98	44
Bryan	1	1-0	1-0	0-0	0-0	0-0	70	64
Bob Jones	1	1-0	1-0	0-0	0-0	0-0	90	49
Bowling Green	1	0-1	0-0	0-1	0-0	0-0	52	73
Campbell	3	3-0	2-0	1-0	0-0	0-0	247	239
Carson-Newman	2	0-2	0-1	0-1	0-0	0-0	108	153
Carver College	1	1-0	0-0	0-0	1-0	0-0	83	52
Catawba College	2	0-2	0-1	0-1	0-0	0-0	106	135
Charleston Sou.	6	6-0	3-0	3-0	0-0	0-0	458	387
Chattanooga	6	3-3	1-2	2-1	0-0	0-0	466	470
Citadel	7	5-2	3-0	2-1	0-1	0-0	604	579
Clemson	1	0-1	0-0	0-1	0-0	0-0	56	78
Coastal Carolina	3	1-2	0-1	1-1	0-0	0-0	235	247
College of Charleston	2	1-1	0-1	1-0	0-0	0-0	150	147
Converse	1	1-0	1-0	0-0	0-0	0-0	78	40
Drexel	1	0-1	0-0	0-0	0-0	0-0	72	74
Duquesne	1	0-1	0-0	0-1	0-0	0-0	57	74
Eastern Michigan	1	1-0	0-0	0-0	1-0	0-0	101	87
Elon	2	1-1	1-0	0-1	0-0	0-0	139	133
ETSU	7	0-7	0-3	0-3	0-1	0-0	477	567
Florida State	2	0-2	0-0	0-2	0-0	0-0	135	146
Furman	8	1-7	1-3	0-4	0-0	0-0	576	644
Gardner-Webb	8	5-3	2-2	2-1	1-0	1-0	577	543
Georgia	2	0-2	0-0	0-2	0-0	0-0	141	169
Georgia Southern	1	0-1	0-0	0-0	0-0	0-0	87	89
Hampton	1	0-0	1-0	0-0	0-0	0-0	69	57
Hartford	1	1-0	1-0	0-0	0-0	0-0	82	75
High Point	7	2-5	1-1	0-4	1-0	1-0	510	534
Hiwassee	1	1-0	1-0	0-0	0-0	0-0	94	55
Holy Cross	1	1-0	1-0	0-0	0-0	0-0	89	51
IUPUI	1	1-0	1-0	0-0	0-0	0-0	74	61
Iowa	1	0-1	0-0	0-1	0-0	0-0	60	78
Jacksonville	2	2-0	1-0	1-0	0-0	0-0	173	159
Jacksonville State	1	0-1	0-0	0-0	0-1	0-0	53	84
Lees-McRae	1	1-0	1-0	0-0	0-0	0-0	71	55
Lenoir-Rhyne	2	1-1	1-0	0-1	0-0	0-0	133	130
Little Rock	2	2-0	0-0	2-0	0-0	0-0	167	135
Lincoln Memorial	2	0-2	0-1	0-1	0-0	0-0	101	153
LIU	1	1-0	1-0	0-0	0-0	0-0	87	65
Longwood	7	2-5	2-0	0-3	0-2	0-1	491	543
Louisville	1	0-1	0-0	0-1	0-0	0-0	61	76
LSU	1	0-1	0-0	0-1	0-0	0-0	81	89
Mars Hill	2	2-0	1-0	1-0	0-0	0-0	169	156
Mary Baldwin	1	1-0	1-0	0-0	0-0	0-0	110	78
Mercer	9	4-5	3-1	0-4	1-0	0-0	690	671
Middle Tennessee	2	1-1	1-0	0-1	0-0	0-0	141	144
Mississippi State	1	0-1	0-0	0-0	0-1	0-0	63	84
Montevallo	1	0-1	0-1	0-0	0-1	0-0	40	83
Mount Olive	1	0-1	0-0	0-1	0-0	0-0	78	100
Newberry	3	1-2	1-1	0-1	0-0	0-0	239	261
North Carolina A&T	3	3-0	2-0	1-0	0-0	0-0	258	216
North Carolina Central	1	1-0	0-0	0-0	0-0	0-0	77	75
North Carolina State	1	0-1	0-0	0-1	0-0	0-0	67	100
North Georgia	1	0-1	0-0	0-1	0-0	0-0	66	75
North Greenville	1	0-1	0-0	0-1	0-0	0-0	61	68
Penn St.	1	0-1	0-0	0-1	0-0	0-0	68	93
Piedmont	4	4-0	4-0	0-0	0-0	0-0	407	226
Presbyterian	6	5-1	2-1	3-0	0-0	0-0	419	398
Queens	2	2-0	1-0	1-0	0-0	0-0	174	160
Radford	6	3-3	2-1	1-1	0-1	0-1	422	418
Samford	5	3-2	2-0	1-2	0-0	0-0	422	391
SMU	1	0-1	0-0	0-1	0-0	0-0	65	98
South Carolina	1	0-1	0-0	0-1	0-0	0-0	62	72
South Carolina St.	1	1-0	1-0	0-0	0-0	0-0	81	67
Southern Miss	2	0-2	0-0	0-0	0-2	0-0	115	145
Stetson	1	1-0	0-0	1-0	0-0	0-0	70	64
Tennessee Tech	2	2-0	1-0	1-0	0-0	0-0	165	151
Toccoa Falls	2	2-0	2-0	0-0	0-0	0-0	212	114
Troy	1	0-1	0-0	0-0	0-1	0-0	64	66
Tusculum	2	0-2	0-1	0-1	0-0	0-0	113	140
UNC Asheville	10	6-4	3-1	3-3	0-0	0-0	701	774
UNC Greensboro	6	1-5	0-3	1-2	0-0	0-0	393	465
UNC Wilmington	1	1-0	0-0	0-0	1-0	0-0	98	76
USC Upstate	6	4-2	2-1	2-1	0-0	0-0	481	452
Vanderbilt	1	0-1	0-0	0-1	0-0	0-0	63	77
VCU	1	0-1	0-0	0-1	0-0	0-0	68	93
VMI	7	2-5	1-2	1-2	0-1	0-0	547	575
Virginia Tech	1	0-1	0-0	0-1	0-0	0-0	52	58
Wake Forest	1	0-1	0-0	0-1	0-0	0-0	64	71
Washington	1	1-0	0-0	1-0	0-0	0-0	82	74
Washington State	1	0-1	0-0	0-1	0-0	0-0	86	92
William & Mary	1	1-0	1-0	0-0	0-0	0-0	86	85
Wingate	2	0-2	0-1	0-1	0-0	0-0	110	147
Wofford	6	2-4	1-2	1-2	0-0	0-0	405	474
Wright State	1	0-1	0-0	0-1	0-0	0-0	73	96
Xavier	2	0-2	0-0	0-2	0-0	0-0	120	149
Young Harris	2	0-2	0-1	0-1	0-0	0-0	140	171
TOTALS	224	104-120	61-36	34-71	6-12	2-2	16,575	15,937

WINTHROP'S ALL-TIME 30/40-POINT GAMES

40-POINT GAMES

Melvin Branham (Jr.)	45	Jan. 10, 1994 at Charleston Southern
David McMahan	42	Jan. 15, 1996 vs. Coastal Carolina
Keon Johnson	40	Feb. 9, 2017 at UNC Asheville
Michael Jenkins	40	Nov. 10, 2006 vs. North Greenville
Fred McKinnon	40	Nov. 29, 1985 vs. Morris College

30-POINT GAMES

Keon Johnson	39	Feb. 4, 2017 vs. Campbell
Mike Gaither	39	Nov. 18, 1982 vs. Coker College (Clover, SC)
Keon Johnson	38	Nov. 21, 2016 at Illinois
Jimmy Gavin	38	Nov. 27, 2015 at North Carolina State (Raleigh, NC)
Greg Lewis	38	Dec. 21, 1999 vs. UNC Greensboro
Keon Johnson	37	Dec. 31, 2016 vs. Radford
Robbie Waldrop	37	Feb. 12, 1998 at Charleston Southern
Xavier Cooks	36	Feb. 15, 2018 at Gardner-Webb
Keon Johnson	36	Jan. 27, 2016 vs. Charleston Southern
Fred McKinnon	36	Feb. 2, 1985 at Livingstone College
Charles Brunson	36	Nov. 25, 1980 at Voorhees
Sin'Cere McMahon	35	Feb. 8, 2023 at UNC Asheville
Nych Smith	35	Jan. 26, 2019 at Presbyterian College
Fred McKinnon	35	Jan. 16, 1986 vs. Central Wesleyan College
Charles Brunson	35	Feb. 4, 1982 vs. Erskine
Charles Brunson	35	Dec. 10, 1980 at Belmont Abbey
David McMahan	34	Dec. 30, 1995 at Georgia State
Charles Brunson	34	Nov. 22, 1980 at Morris College
Charles Brunson	34	Nov. 19, 1980 vs. Allen University
Patrick Good	33	Nov. 22, 2021 at Washington State
Andre Jones	33	Dec. 27, 2011 at Georgia
Michael Jenkins	33	Mar. 6, 2008 vs. UNC Asheville (Big South Tourney Championship game)
Greg Lewis	33	Feb. 18, 2002 vs. Coastal Carolina
George Henson	33	Feb. 10, 1990 at Campbell
Shaun Wise	33	Dec. 28, 1989 at US International
Charles Brunson	33	Jan. 11, 1981 at Webber College
Josh Ferguson	32	Dec. 7, 2019 vs. Coastal Carolina
Keon Johnson	32	Feb. 13, 2016 at Radford
Keon Johnson	32	Dec. 31, 2015 vs. Campbell
Keon Johnson	32	Nov. 24, 2015 at USC Upstate
Torrell Martin	32	Feb. 24, 2007 at Coastal Carolina
Torrell Martin	32	Feb. 20, 2006 at Liberty
Melvin Branham (Jr.)	32	Jan. 27, 1994 at Towson State
Mark Hailey (Sr.)	32	Feb. 20, 1993 vs. Radford
Eddie Gay (Sr.)	32	Dec. 13, 1992 vs. The Citadel
Charles Brunson	32	Jan. 16, 1982 at USC-Aiken
Charles Brunson	32	Jan. 15, 1981 at USC-Spartanburg
Patrick Good	31	Jan. 20, 2022 at Presbyterian College
Keon Johnson	31	Mar. 3, 2017 vs. #4 Gardner-Webb
Keon Johnson	31	Mar. 2, 2017 vs. #8 Charleston Southern
Keon Johnson	31	Jan. 28, 2017 vs. High Point
Jimmy Gavin	31	Mar. 6, 2016 vs. UNC Asheville (Buies Creek, NC-Big South Tourney Championship game)
Jimmy Gavin	31	Feb. 27, 2016 at Campbell
Torrell Martin	31	Dec. 4, 2006 at #12 Wisconsin
Ted Houpt	31	Feb. 12, 1987 at Howard University
Fred McKinnon	31	Nov. 22, 1985 vs. Wingate
Charles Brunson	31	Feb. 8, 1982 vs. Presbyterian College
Donnie Creamer	31	Dec. 9, 1978 at Erskine
Patrick Good	30	Feb. 19, 2022 at UNC Asheville
D.J. Burns Jr.	30	Nov. 9, 2021 vs. Mary Baldwin
Xavier Cooks	30	Dec. 5, 2017 at Georgia
Keon Johnson	30	Dec. 19, 2015 at Georgia Southern
Keon Moore	30	Jan. 3, 2015 vs. High Point
Tyson Waterman	30	Feb. 12, 1999 vs. Charleston Southern
Ronnie Creamer	30	Jan. 15, 1979 at Francis Marion
LaShawn Coulter	30	Jan. 21, 1995 at UNC Asheville
Mark Hailey (Jr.)	30	Nov. 23, 1991 vs. Averett College
Greg Washington	30	Dec. 15, 1988 vs. East Carolina
Fred McKinnon	30	Feb. 10, 1985 vs. Armstrong State
Ronnie Creamer	30	Nov. 18, 1978 vs. Catawba

Indv./Team Most Points Single-Game

Top 10 Individual Scoring Performances Home/Away

Home

42	David McMahan	(vs. Coastal Carolina, 1-15-96)
40	Michael Jenkins	(vs. North Greenville, 11-10-06)
	Fred McKinnon	(vs. Morris College, 11-29-85)
	Keon Johnson	(at UNC Asheville, 2-9-17)
39	Keon Johnson	(vs. Campbell, 2-4-17)
38	Greg Lewis	(vs. UNC Greensboro, 12-21-99)
37	Keon Johnson	(vs. Radford, 12-31-16)
36	Keon Johnson	(vs. Charleston Southern, 1-27-16)
35	Fred McKinnon	(vs. Central Wesleyan College, 1-16-86)
	Charles Brunson	(vs. Erskine College, 2-4-82)

Away

45	Melvin Branham Jr.	(at Charleston Southern, 1-10-94)
40	Keon Johnson	(at UNC Asheville, 2-9-17)
38	Keon Johnson	(at Illinois, 11-21-16)
	Jimmy Gavin	(at N.C. State, 11-27-15)
37	Robbie Waldrop	(at Charleston Southern, 2-12-98)
36	Xavier Cooks	(at Gardner-Webb, 2-15-18)
	Fred McKinnon	(at Livingstone College, 2-2-85)
	Charles Brunson	(at Voorhees, 11-25-80)
35	Sin'Cere McMahan	(at UNC Asheville, 2-8-23)
	Nych Smith	(at Presbyterian College, 1-26-19)
	Charles Brunson	(at Belmont Abbey, 12-10-80)
34	Charles Brunson	(at Mooris College, 11-22-80)
33	Patrick Good	(at Washington State, 11-22-21)
	Andre Jones	(at Georgia, 12-27-11)
	Michael Jenkins	(at UNC Asheville, 3-6-08)
	George Henson	(at Campbell, 2-10-90)
	Shaun Wise	(at U.S. International, 12-28-89)
	Charles Brunson	(at Webber College, 1-11-81)

Top 5 Individual Scoring Performances vs. Big South Opponents

All Games

45	Melvin Branham Jr.	(at Charleston Southern, 1-10-94)
42	David McMahan	(vs. Coastal Carolina, 1-15-96)
40	Keon Johnson	(at UNC Asheville, 2-9-17)
39	Keon Johnson	(vs. Campbell, 2-4-17)
37	Keon Johnson	(vs. Radford, 12-31-16)

Home

42	David McMahan	(vs. Coastal Carolina, 1-15-96)
39	Keon Johnson	(vs. Campbell, 2-4-17)
37	Keon Johnson	(vs. Radford, 12-31-16)
36	Keon Johnson	(vs. Charleston Southern, 1-27-16)
32	Keon Johnson	(vs. Campbell, 12-31-15)

Away

45	Melvin Branham Jr.	(at Charleston Southern, 1-10-94)
40	Keon Johnson	(at UNC Asheville, 2-9-17)
36	Xavier Cooks	(at Gardner-Webb, 2-15-18)
35	Sin'Cere McMahan	(at UNC Asheville, 2-8-23)
	Nych Smith	(at Presbyterian College, 1-26-19)
33	George Henson	(at Campbell, 2-10-90)
32	Keon Johnson	(at Radford, 2-13-16)
	Torrell Martin	(at Coastal Carolina, 2-24-07)
	Torrell Martin	(at Liberty, 2-20-06)
	Melvin Branham Jr.	(at Towson St., 1-27-94)

Most Point In Home/Away Game (Top 10)

Home

134	Pfeiffer, 11-13-18	W, 134-99
132	Morris, 11-29-85	W, 132-73
130	Johnson & Wales, 12-12-96	W, 130-33
127	Pfeiffer, 11-25-19	W, 127-83
125	Piedmont, 11-4-24	W, 125-65
116	Warren Wilson, 11-24-18	W, 116-76
116	Rio Grande (OH), 12-28-15	W, 116-84
113	Toccoa Falls, 12-29-23	W, 113-62
110	Mary Baldwin	W, 110-78
109	Hiwassee, 12-16-18	W, 109-66
109	Catawba, 11-18-78	W, 109-92
108	VMI, 1-6-07	W, 108-76
108	U.S. International, 1-12-91	W, 108-81

Away

116	at Hampton, 1-16-20	W, 116-95
109	at VMI, 1-31-07	Won, 109-76
107	at USC Upstate, 12-13-20	Won, 107-77
102	at Pembroke St., 1-10-86	Won, 102-99
101	at UNC Asheville, 2-9-17	Lost, 104-101
101	at Charleston Sou., 1-10-94	Won, 101-96
101	at Central Connecticut, 12-4-92	Won, 101-93
101	at Benedict College, 2-20-86	Won, 101-76
97	at USC Aiken, 1-14-82	Won, 97-90
97	at Wofford, 1-31-80	Won, 97-78

Most Points Home/Away vs. Big South Opponents (Top 10)

Home

108	vs. VMI, 1-6-07	Won, 108-76
107	vs. UNCA, 2-26-14	Won, 107-100 (OT)
106	vs. VMI, 2-4-09	Lost, 110-106 (OT)
104	vs. UNCA	Won, 104-71
101	vs. Hampton, 2-9-19	Won, 101-91
100	vs. Coastal Carolina, 2-18-02	Won, 100-74
99	vs. Gardner-Webb, 1-11-20	Won, 99-95 (3OT)
98	vs. Armstrong St., 2-17-86	Won, 98-81
98	vs. VMI, 2-8-06	Won, 98-65
97	vs. Gardner-Webb	Won, 97-88
97	vs. Towson St., 2-23-95	Won, 97-93
96	vs. VMI, 1-7-10	Won, 96-63

Away

116	at Hampton, 1-16-20	W, 116-95
107	at USC Upstate, 12-13-20	W, 107-77
101	at UNC Asheville, 2-9-17	Lost, 104-101
101	at Charleston Sou., 1-10-94	Won, 101-96
96	at High Point, 2-28-24	Lost, 100-96 OT
95	at USC Upstate, 1-26-22	Won, 95-91 OT
95	at Longwood, 1-24-18	Won, 95-78
94	at Coastal Carolina, 1-7-94	Lost, 103-94
93	at Presbyterian Col., 2-25-17	Won, 93-56
93	at UMBC, 1-25-93	Lost, 99-93
91	at Presbyterian College, 1-26-19	Lost, 99-91
90	at Gardner-Webb, 2-15-18	Won, 90-71
90	at Towson St., 2-23-95	Lost, 92-90
90	at UNC Asheville, 2-5-90	Won, 90-89
90	at Radford, 1-14-05	Won, 90-75

WINTHROP TEAM/INDIVIDUAL RECORDS

MISC. RECORDS

Most Games Played	39 (1980-81/31-8)
Most Wins	31 (1980-81)
Most Wins (D1 member)	29 (2006-07)
Fewest Wins	4 (1993-94)
Most Losses	23 (1993-94)
Fewest Losses	5 (2006-07)
Best Winning Percentage	.818 (29-5/2006-07)
Worst Winning Percentage	.148 (4-23/1993-94)
Most Home Wins	16 (2004-05)
Most Home Wins In Winthrop Coliseum	16 (2004-05)
Most Home Losses	11 (1991-92)
Most Home Losses In Winthrop Coliseum	11 (1991-92)
Most Road Wins	12 (1978-89/2006-07/2016-17)
Most Road Losses	13 (1993-94)
Longest Winning Streak	21 (2019-20 to 2020-21)
Longest Winning Streak (single-season)	19 (2006-07)
Longest Losing Streak	13 (1986-87)
Most Big South Wins	15 ('04-05/'16-17/'19-20)
Most Big South Losses	15 (1993-94)
Longest Winning Streak (Big South)	16 (2006-07/single-season)
Longest Winning Streak (Big South)	22 (2004-05 to 2005-06)
Longest Losing Streak (Big South)	10 (1993-94/single-season)
Longest Losing Streak (Big South)	14 (1993-94 to 1994-95)

SINGLE-GAME RECORDS (Team)

Most Points Scored	134, vs. Pfeiffer (11-13-18)
Largest Margin of Victory	97 vs. Johnson & Wales (12-7-96)
Largest Margin of Victory (D1 opponent)	44 vs. VMI (84-41/1-23-08)
Largest Margin of Defeat	57 vs. Seton Hall (106-49/12-29-90)
Largest Margin of Defeat (D1 member)	57 vs. Seton Hall (106-49/12-29-90)
Fewest Points Allowed	22 vs. Lander (11-16-81)
Most Points First Half	73 vs. Pfeiffer (11-13-18)
Most Point Second Half	71 vs. Morris (11-29-85)
Fewest Points Scored	23 vs. Col. of Charleston (2-26-93)
Fewest Points First Half	6 vs. Col. of Charleston (2-26-93)
Fewest Points Second Half	11 vs. Washington St. (3-20-08)
Fewest Points Against In A Half	8 vs. Col. of Charleston (2-26-93)
Most Field Goals Made	57 vs. Morris (11-29-85)
Most Field Goals Attempted	101 vs. Piedmont (11-24-78)
Best Field Goal Accuracy	.706 vs. USC-Aiken (36-51/1-17-82)
Most 3pt Field Goals Made	24 vs. Hiwassee (12-16-18)
Most 3pt Field Goals Attempted	55 vs. Hiwassee (12-16-18)
Best 3pt Field Goal Accuracy	.714 vs. Barton (10-14/12-2-04) D1 Opponent
	.643 vs. High Point (9-14/12-5-09)
Most Free Throws Made	39 vs. St. Francis (11-27-89)
Most Free Throws Attempted	50 vs. Campbell (12-30-20)
	50 at High Point (2-28-24)
Best Free Throw Accuracy	1.000 vs. Liberty (21-21/3-5-14)
	1.000 vs. Lander (13-13/2-20-85)
Most Rebounds	70 vs. Presbyterian College (2-11-80)
Most Offensive Rebounds*	28 at Coastal Carolina (12-2-23)
	28 vs. Piedmont (11-4-24)
Most Assists	37 vs. Newberry (2-17-90)
Most Steals	21 vs. Wofford College (1-31-80) vs. Morris (11-29-85)
	16 vs. Voorhees (2-16-81)
Most Blocked Shots	37 vs. Georgia State (12-30-95)
Most Personal Fouls	

SEASON RECORDS

Most Points	2,866 (1980-81)
Best Scoring Average	83.6 (1992-93/30 games)
Most Field Goals Made	1,161 (1978-79)
Most Field Attempts	2,415 (1978-79)
Best Field Goal Accuracy	.530 (1985-86)
Most 3pt Field Goals	372 (2018-19/30 games))
Best 3pt Field Goals Per Game Avg.	12.40 (2018-19/30 games)
Most 3pt Field Goals Attempted	997 (2018-19)
Best 3pt Field Goal Accuracy	.431 (1987-88)
Most Free Throws Made	646 (1980-81)
Most Free Throws Attempted	931 (1980-81)
Best Free Throw Accuracy	.749 (2015-16)
Most Rebounds	1,613 (1978-79)
Most Assists	818 (1978-79)
Most Steals	479 (1979-80)
Most Blocked Shots	174 (2016-17)
Most Personal Fouls	751 (1978-79)

* Indicates On Record

SINGLE-GAME RECORDS (Individual)

Most Points Scored	45-Melvin Branham vs. Charleston Sou. (1-10-94)
Most Field Goals Made	20-Fred McKinnon vs. Morris (11-25-85)
Most Field Goals Attempted	31-Fred McKinnon vs. Morris (11-25-85)
Best Field Goal Accuracy	1.000-Brian Pope (10-10) vs. Morris (1-6-84)
	Eddie Gay (10-10) vs. Coppin St. (11-23-91)
	Allen Washington (10-10) vs. Pfeiffer (2-5-86)
Most 3pt Field Goals Made	12-David McMahan vs. Coastal Carolina (1-15-96)
	Michael Jenkins vs. North Greenville (11-10-06)
Most 3pt Field Goals Attempted	21-LaShawn Coulter
Most Free Throws Made	18-Mark Hailey vs. Averett (11-26-91)
	James Shuler vs. High Point (2-23-06)
Most Free Throws Attempted	20-Mark Hailey vs. Averett (11-26-91)
Best Free Throw Accuracy	1.000-James Shuler (18-18) vs. High Point (2-23-06)
Most Rebounds	23-Allen Washington vs. Piedmont (11-30-85)
Most Assists	17-Rick Riese vs. Limestone (2-12-81)
Most Blocked Shots	7-Rick Riese vs. Limestone (2-12-81)
	Billy Houston vs. UNC Asheville (1-11-06)
Most Steals	13-Rick Riese vs. Limestone (2-12-81)

SINGLE-SEASON RECORDS (Individual)

Most Points Scored	875-Charles Brunson (1980-81)
Best Scoring Average	22.4-Charles Brunson (1980-81)
Most Field Goals Made	354-Charles Brunson (1980-81)
Most Field Goals Attempted	584-Ronnie Creamer (1978-79)
Best Field Goal Accuracy (<i>150 attempts</i>)	.657-Charles Brunson (113-172/1979-80)
Most 3pt Field Goals Made	102-Keon Johnson (2016-17)
Most 3pt Field Goal Attempts	255-Keon Johnson (2016-17)
Best 3pt Field Goal Accuracy (<i>35 made</i>)	.460-Charles Falden (40-87/2018-19)
Most Free Throws Made	171-Keon Johnson (2016-17)
Most Free Throws Attempted	235-Charles Brunson (1980-81)
Best Free Throw Accuracy (<i>80 made</i>)	.867-Mike Gaither (98-113/1981-82)
Most Rebounds	453-Charles Brunson (1980-81)
Most Assists	317-Rick Riese (1980-81)
Most Blocked Shots	72-Duby Okeke (2015-16)
Most Steals	208-Rick Riese (1979-80)
Most Minutes Played	1,374-Charles Brunson (1980-81)
Most Personal Fouls	139-Ronnie Creamer (1978-79)
Most Times Disqualified	14-Donnie Creamer (1978-79)
	Melvin Branham (1993-94)

WINTHROP ALL-TIME D1 TRIPLE-DOUBLES (on record)

Chandler Vaudrin	Mar. 1, 2021 vs. (8) High Point (10 points, 12 rebounds, 10 assists)
Chandler Vaudrin	Dec. 30, 2020 vs. Campbell (10 points, 13 rebounds, 10 assists)
Chandler Vaudrin	Dec. 13, 2020 at USC Upstate (13 points, 11 rebounds, 14 assists)
Chandler Vaudrin	Jan. 2, 2020 vs. Longwood (10 points, 12 rebounds, 11 assists)
Xavier Cooks	Dec. 2, 2017 vs. Reinhardt (11 points, 15 rebounds, 11 assists)

20-WIN SEASONS

SEASON (NCAA D1)	SEASON ENDED WITH...	FINAL RECORD
29--2006-07	(NCAA Tourney - W, 74-64, (6) Notre Dame)	29-5
	(NCAA 2nd Rnd - L, 75-61, (3) Oregon)	26-7
27--2004-05	(NCAA Tourney - L, 74-64, (3) Gonzaga)	27-6
26--2016-17	(NCAA Tourney - L, 76-64, (3) Butler)	26-7
24--2019-20	(Big South Champions - NCAA Tourney canceled (COVID19)	24-10
23--2020-21	(NCAA Tourney - L, 73-63, (5) Villanova)	23-2
23--2021-22	(Big South Tournament Final - L, 79-58)	23-9
23--2015-16	(Big South Tournament Final - L, 77-68)	23-9
23--2005-06	(NCAA Tourney - L, 63-61, (2) Tennessee)	23-8
22--2007-08	(NCAA Tourney - L, 71-40, (4) Washington State)	22-12
21--1999-00	(NCAA Tourney - L, 74-50, (3) Oklahoma)	21-9
21--1998-99	(NCAA Tourney - L, 80-41, (1) Auburn)	21-8
20--2013-14	(Big South Tournament Final - L, 76-61)	20-13
20--2002-03	(Big South Tournament Semi-Finals - L, 81-80 OT, UNCA)	20-10
20--1985-86	(Big South Tournament Semi-Finals - L, 87-79)	20-9

WINTHROP ALL-TIME SERIES VS. COASTAL CAROLINA

DATE	Home/Away/Neutral	Won/Lost	Series Record	BSC Record
Dec. 15, 1978	Home	Won, 80-72	1-0	
Feb. 19, 1979	Away	Won, 79-77	2-0	
Dec. 13, 1979	Home	Won, 98-71	3-0	
Jan. 26, 1980	Away	Lost, 82-80	3-1	
Dec. 15, 1980	Home	Won, 75-66	4-1	
Jan. 24, 1981	Away	Lost, 68-65	4-2	
Mar. 1, 1981	Home (NAIA District 6 1st Rnd)	Won, 72-58	5-2	
Nov. 14, 1981	Home	Lost, 64-58	5-3	
Jan. 24, 1982	Away	Lost, 63-56	5-4	
Dec. 9, 1982	Home	Lost, 59-57	5-5	
Jan. 22, 1983	Away	Lost, 76-68	5-6	
Mar. 1, 1983	Away (NAIA District 6 2nd Rnd)	Won, 51-50	6-6	
Dec. 10, 1983	Away	Won, 78-66	7-6	
Jan. 20, 1984	Away	Won, 51-45	8-6	
Dec. 8, 1984	Away	Lost, 76-59	8-7	
Feb. 4, 1985	Home	Won, 61-57	9-7	
Dec. 12, 1985	Away	Lost, 94-68	9-8	0-1
Feb. 15, 1986	Home	Won, 79-65	10-8	1-1
Feb. 1, 1988	Home	Won, 74-58	11-8	2-1
Feb. 25, 1988	Away	Lost, 88-67	11-9	2-2
Mar. 4, 1988	Home (BSCT Semis)	Won, 75-40	12-9	
Jan. 30, 1989	Away	Lost, 70-57	12-10	2-3
Feb. 22, 1989	Home	Lost, 85-80 (2OT)	12-11	2-4
Jan. 29, 1990	Home	Lost, 78-49	12-12	2-5
Feb. 21, 1990	Away	Lost, 83-67	12-13	2-6
Mar. 2, 1990	Home (BSCT 1st Rnd)	Lost, 62-49	12-14	
Jan. 28, 1991	Away	Lost, 75-58	12-15	2-7
Feb. 20, 1991	Home	Lost, 59-46	12-16	2-8
Feb. 10, 1992	Away	Lost, 74-61	12-17	2-9
Feb. 22, 1992	Home	Lost, 48-44	12-18	2-10
Feb. 13, 1993	Home	Lost, 74-70	12-19	2-11
Feb. 24, 1993	Away	Lost, 79-64	12-20	2-12
Mar. 6, 1993	Neutral (BSCT Title Game)	Lost, 79-65	12-21	
Jan. 8, 1994	Home	Lost, 70-60	12-22	2-13
Feb. 5, 1994	Away	Lost, 99-76	12-23	2-14
Jan. 7, 1995	Away	Lost, 103-94 (OT)	12-24	2-15
Feb. 1, 1995	Home	Won, 76-62	13-24	3-15
Jan. 15, 1996	Home	Won, 84-78	14-24	4-15
Feb. 3, 1996	Away	Lost, 71-63	14-25	4-16
Jan. 11, 1997	Home	Lost, 82-76	14-26	4-17
Feb. 20, 1997	Away	Won, 69-61	15-26	5-17
Jan. 10, 1998	Away	Lost, 63-60 (OT)	15-27	5-18
Feb. 19, 1998	Home	Won, 62-52	16-27	6-18
Jan. 27, 1999	Away	Won, 74-61	17-27	7-18
Feb. 10, 1999	Home	Won, 85-68	18-27	8-18
Jan. 27, 2000	Home	Won, 83-70	19-27	9-18
Feb. 23, 2000	Away	Lost, 73-58	19-28	9-19
Dec. 9, 2000	Home	Won, 66-49	20-28	10-19
Feb. 21, 2001	Away	Won, 83-77	21-28	11-19
Jan. 31, 2002	Away	Won, 63-49	22-28	12-19
Feb. 18, 2002	Home	Won, 100-74	23-28	13-19
Jan. 8, 2003	Home	Lost, 64-50	23-29	13-20
Feb. 8, 2003	Away	Lost, 72-66	23-30	13-21
Jan. 17, 2004	Away	Won, 66-65	24-30	14-21
Feb. 4, 2004	Home	Won, 51-50	25-30	15-21
Jan. 5, 2005	Away	Lost, 76-68	25-31	15-22
Jan. 22, 2005	Home	Won, 80-66	26-31	16-22
Feb. 29, 2005	Home (BSCT 1st Rnd)	Won, 74-62	27-31	
Jan. 24, 2006	Home	Lost, 64-57	27-32	16-23
Feb. 4, 2006	Away	Lost, 64-50	27-33	16-24
Mar. 4, 2006	Home (BSCT Title Game)	Won, 51-50	28-33	
Jan. 27, 2007	Home	Won, 65-63	29-33	17-24
Feb. 24, 2007	Away	Won, 83-69	30-33	18-24
Jan. 26, 2008	Home	Won, 65-43	31-33	19-24
Feb. 6, 2008	Away	Lost, 50-49	31-34	19-25
Jan. 24, 2009	Away	Lost, 78-69	31-35	19-26
Feb. 28, 2009	Home	Won, 70-50	32-35	20-26
Jan. 2, 2010	Away	Lost, 57-47	32-36	20-27
Jan. 30, 2010	Home	Won, 67-64	33-36	21-27
Mar. 6, 2010	Away (BSCT Title Game)	Won, 64-53	34-36	
Jan. 13, 2011	Away	Lost, 74-69	34-37	21-28
Feb. 12, 2011	Home	Lost, 61-56	34-38	21-29
Feb. 11, 2012	Home	Won, 67-57	35-38	22-29
Jan. 30, 2013	Home	Won, 61-48	36-38	23-29
Feb. 27, 2013	Away	Lost, 73-54	36-39	23-30
Jan. 18, 2014	Away	Won, 73-72 (OT)	37-39	24-30
Feb. 19, 2014	Home	Won, 75-65	38-39	25-30
Mar. 9, 2014	Away (BSCT Title Game)	Lost, 76-61	38-40	
Jan. 28, 2015	Away	Won, 75-68	39-40	26-30
Mar. 8, 2015	Away (BSCT Title Game)	Lost, 81-70	39-41	
Jan. 2, 2016	Away	Lost, 82-63	39-42	26-31
Feb. 18, 2016	Home	Won, 79-67	40-42	27-31
Dec. 7, 2019	Home	Lost, 92-88	40-43	
Dec. 4, 2021	Away	Lost, 74-64	40-44	
Dec. 3, 2022	Home	Lost, 86-81	40-45	
Dec. 2, 2023	Away	Won, 90-87	41-45	

Home Record: 27-15

Away Record: 14-29

Neutral Record: 0-1

Big South Tourney: 4-4 Overtime: 1-2

RECORD WHEN WINTHROP SCORES...

100-plus: 1-0

90-99: 2-1

80-89: 6-3

70-79: 15-4

60-69: 13-18

50-59: 4-12

40-49: 0-6

vs. CCU by Month...

November: 0-1

December: 6-5

January: 14-18

February: 17-16

March: 4-4

Games Decided By...

1-point: 6-1

2-points: 2-2

1-5: 10-10

6-10: 10-14

11-19: 18-16

20-plus: 3-4

Last Meeting (12/3/23) | HTC Center (Conway, S.C.)

Official Basketball Box Score -- Game Totals -- Final Statistics

Winthrop vs Coastal Carolina

12/02/23 3:30 pm at Conway, SC

Winthrop 90 • 6-3,0-0 Big Sout

#	Player		Total	3-Ptr	Rebounds			PF	TP	A	TO	Blk	Stl	Min
			FG-FGA	FG-FGA	FT-FTA	Off	Def							
04	TALFORD, Kelton	f	4-9	0-0	1-2	5	1	6	1	9	0	2	0	27
12	DOUCET, K.J.	f	8-17	4-10	2-4	5	4	9	1	22	1	1	0	30
33	CLAXTON, Chase	f	0-6	0-3	0-0	4	4	8	2	0	2	0	1	21
10	JOHNSON, Nick	g	3-9	1-5	0-4	2	1	3	0	7	2	1	0	23
11	HARRISON, Kasen	g	5-15	3-7	4-5	2	3	5	4	17	6	0	1	31
00	MCMAHON, Sin'Cere		4-6	4-6	0-0	0	1	1	1	12	0	1	0	24
02	MCKELVY, Xavier		1-3	0-2	0-0	1	1	2	0	2	0	0	0	6
05	DIALLO, Yoro		0-0	0-0	0-0	0	0	0	0	0	0	0	0	4
14	VAN BIBBER, Noah		0-4	0-3	0-0	0	0	0	0	0	0	0	0	8
40	TIMMERMAN, Alex		7-10	1-1	6-7	6	4	10	3	21	0	1	0	26
Team						3	4	7			3			
Totals			32-79	13-37	13-22	28	23	51	12	90	11	9	2	200

FG % 1st Half: 19-39 48.7% 2nd half: 13-40 32.5% Game: 32-79 40.5%
 3FG % 1st Half: 6-14 42.9% 2nd half: 7-23 30.4% Game: 13-37 35.1%
 FT % 1st Half: 3-6 50.0% 2nd half: 10-16 62.5% Game: 13-22 59.1%

Deadball
Rebounds
4

Coastal Carolina 87 • 2-5,0-0 Sun Belt

#	Player		Total	3-Ptr	Rebounds			PF	TP	A	TO	Blk	Stl	Min
			FG-FGA	FG-FGA	FT-FTA	Off	Def							
34	Kevin Easley	f	6-11	3-5	0-0	2	3	5	3	15	2	1	1	33
22	Ginika Ojiako	c	5-10	0-0	4-5	4	6	10	4	14	0	1	6	31
00	Kylan Blackmon	g	8-12	3-5	1-4	1	5	6	3	20	1	0	0	38
10	Jon Sanders	g	3-8	2-6	0-0	0	1	1	0	8	5	1	0	25
12	Jacob Meyer	g	4-9	1-2	1-3	0	3	3	3	10	3	2	1	27
03	Braeden MacVicar		0-0	0-0	0-0	0	0	0	1	0	0	0	0	1
13	Henry Abraham		2-5	1-4	0-0	1	1	2	0	5	3	0	0	18
35	Ian Granja		0-2	0-2	0-0	0	1	1	2	0	0	0	0	9
55	Jimmy Nichols Jr.		5-7	2-2	3-4	3	3	6	5	15	1	4	2	18
Team						1	1	2						
Totals			33-64	12-26	9-16	12	24	36	21	87	15	9	10	200

FG % 1st Half: 14-28 50.0% 2nd half: 19-36 52.8% Game: 33-64 51.6%
 3FG % 1st Half: 5-10 50.0% 2nd half: 7-16 43.8% Game: 12-26 46.2%
 FT % 1st Half: 3-7 42.9% 2nd half: 6-9 66.7% Game: 9-16 56.3%

Deadball
Rebounds
3

Officials: John Hampton, Josue Nieves, Todd Austin

Technical fouls: Winthrop-TEAM. Coastal Carolina-None.

Attendance: 1305

2023-24 Men's Basketball. Round: 0. Coastal Carolina vs Winthrop. Played at Th

Score by periods	1st	2nd	Total
Winthrop	47	43	90
Coastal Carolina	36	51	87

	In	Off	2nd	Fast	
Points	Paint	T/O	Chance	Break	Bench
WINTHR	38	14	25	8	35
COASTA	36	17	17	8	20

Last FG - WINTHROP 2nd-00:29, COASTAL 2nd-00:13.

Largest lead - WINTHROP by 13 2nd-13:09, COASTAL by 7 1st-08:34.

WINTHROP led for 25:35. COASTAL led for 10:59. Game was tied for 03:26.

Score tied - 6 times.

Lead changed - 13 times.

2024-25 COMBINED STATS

2024-25 Winthrop MBB Statistics Winthrop Combined Team Statistics (as of Dec 03, 2024) All games

RECORD:	OVERALL	HOME	AWAY	NEUTRAL
ALL GAMES	7-3	6-1	1-2	0-0
CONFERENCE	0-0	0-0	0-0	0-0
NON-CONFERENCE	7-3	6-1	1-2	0-0

#	Player	gp-gs	min	avg	Total	3-Point	F-Throw	Rebounds	pf	dq	a	to	blk	stl	pts	avg
					fg-fga	fg% 3fg-fga 3fg%	ft-fa ft%	off def tot avg								
11	HARRISON, Kasen	10-10	291	29.1	48-90	.533 4-15 .267	44-55 .800	1 30 31 3.1	20	0	34	21	2	12	144	14.4
04	TALFORD, Kelton	10-10	267	26.7	54-95	.568 0-0 .000	35-56 .625	36 41 77 7.7	28	1	7	17	7	15	143	14.3
12	DOUCET, K.J.	10-10	234	23.4	49-85	.576 13-26 .500	32-51 .627	17 43 60 6.0	30	1	9	21	1	10	143	14.3
10	JOHNSON, Nick	10-4	226	22.6	26-67	.388 9-32 .281	28-44 .636	8 14 22 2.2	25	1	13	17	5	15	89	8.9
03	JONES III, Paul	10-5	193	19.3	26-77	.338 17-59 .288	12-18 .667	11 22 33 3.3	14	0	6	6	0	2	81	8.1
55	BAKER, Bryce	10-5	219	21.9	25-75	.333 17-60 .283	4-6 .667	6 40 46 4.6	10	0	9	8	3	7	71	7.1
02	JOLLY, Ryan	10-1	118	11.8	14-31	.452 4-15 .267	17-20 .850	4 4 8 0.8	4	0	6	11	0	7	49	4.9
15	KAMARAD, Tommy	10-5	135	13.5	12-32	.375 5-23 .217	6-13 .462	9 20 29 2.9	13	0	4	6	4	6	35	3.5
21	HAMILTON, Tai	10-0	89	8.9	11-16	.688 0-0 .000	11-20 .550	16 14 30 3.0	20	1	4	3	13	4	33	3.3
51	DUNCOMB, Logan	5-0	30	6.0	3-9	.333 0-0 .000	7-9 .778	3 7 10 2.0	9	0	0	4	1	0	13	2.6
05	DIALLO, Yoro	9-0	79	8.8	7-18	.389 0-3 .000	6-16 .375	10 10 20 2.2	12	0	7	9	3	11	20	2.2
14	VAN BIBBER, Noah	5-0	28	5.6	3-13	.231 3-11 .273	0-0 .000	1 3 4 0.8	1	0	0	0	0	0	9	1.8
01	WILSON, Isaiah	9-0	75	8.3	1-9	.111 0-6 .000	7-8 .875	1 4 5 0.6	12	0	18	12	1	6	9	1.0
22	HARRISON, Henry	4-0	8	2.0	1-5	.200 0-4 .000	0-0 .000	0 0 0 0.0	1	0	0	0	0	0	2	0.5
08	CHRISTY, Cam	4-0	8	2.0	0-5	.000 0-1 .000	1-2 .500	1 3 4 1.0	1	0	1	0	0	0	1	0.3
Team								30 18 48				3				
Total.....		10	2000		280-627	.447 72-255	.282 210-318	.660 154 273 427 42.7	200	4	118	138	40	95	842	84.2
Opponents.....		10	2000		243-600	.405 83-248	.335 145-216	.671 118 247 365 36.5	257	11	119	175	49	70	714	71.4

TEAM STATISTICS	WINTHROP	OPP	Date	Opponent	Score	Att.
SCORING	842	714	11/04/24	PIEDMONT	w 125-65	1246
Points per game	84.2	71.4	11/09/24	LITTLE ROCK	w 82-67	2078
Scoring margin	+12.8	-	11/11/24	at Virginia Tech	L 52-58	4157
FIELD GOALS-ATT	280-627	243-600	11/15/24	WILLIAM & MARY	w 86-85	1324
Field goal pct	.447	.405	11/16/24	GA. SOUTHERN	L 87-89	1597
3 POINT FG-ATT	72-255	83-248	11/17/24	N.C. CENTRAL	w 77-75	1390
3-point FG pct	.282	.335	11/22/24	at Louisville	L 61-76	12462
3-pt FG made per game	7.2	8.3	11/25/24	LIU	w 87-65	1119
FREE THROWS-ATT	210-318	145-216	11/27/24	AVERETT	w 99-56	1289
Free throw pct	.660	.671	12/03/24	at Queens (NC)	w 86-78	575
F-Throws made per game	21.0	14.5	* = Conference game			
REBOUNDS	427	365				
Rebounds per game	42.7	36.5				
Rebounding margin	+6.2	-				
ASSISTS	118	119				
Assists per game	11.8	11.9				
TURNOVERS	138	175				
Turnovers per game	13.8	17.5				
Turnover margin	+3.7	-				
Assist/turnover ratio	0.9	0.7				
STEALS	95	70				
Steals per game	9.5	7.0				
BLOCKS	40	49				
Blocks per game	4.0	4.9				
ATTENDANCE	10043	17194				
Home games-Avg/Game	7-1435	3-5731				
Neutral site-Avg/Game	-	0-0				

Score by Periods	1st	2nd	Totals
Winthrop	388	454	842
Opponents	345	369	714

2024-25 TEAM GAME-BY-GAME

2024-25 Winthrop MBB Statistics Winthrop Team Game-by-Game (as of Dec 03, 2024) All games

TEAM STATISTICS

Opponent	Date	Score		Total		3-Pointers		Free throws		Rebounds				pf	a	t/o	blk	stl	pts	avg
				fg-fga	pct	3fg-fga	pct	ft-fta	pct	off	def	tot	avg							
PIEDMONT	11/04/24	125-65	W	46-88	.523	13-40	.325	20-28	.714	28	35	63	63.0	14	20	9	6	10	125	125.0
LITTLE ROCK	11/09/24	82-67	W	23-55	.418	9-27	.333	27-42	.643	21	31	52	57.5	23	14	22	2	14	82	103.5
at Virginia Tech	11/11/24	52-58	L	20-58	.345	5-32	.156	7-13	.538	11	21	32	49.0	17	8	11	3	2	52	86.3
WILLIAM & MARY	11/15/24	86-85	W	29-65	.446	8-24	.333	20-31	.645	12	23	35	45.5	24	10	11	4	14	86	86.2
GA. SOUTHERN	11/16/24	87-89	L	24-51	.471	3-16	.188	36-49	.735	7	34	41	44.6	21	5	20	3	9	87	86.4
N.C. CENTRAL	11/17/24	77-75	W	26-54	.481	6-21	.286	19-26	.731	13	24	37	43.3	17	10	15	3	7	77	84.8
at Louisville	11/22/24	61-76	L	22-70	.314	6-29	.207	11-22	.500	19	22	41	43.0	23	8	19	0	10	61	81.4
LIU	11/25/24	87-65	W	31-61	.508	6-20	.300	19-32	.594	13	27	40	42.6	20	16	10	10	12	87	82.1
AVERETT	11/27/24	99-56	W	29-64	.453	11-28	.393	30-41	.732	16	27	43	42.7	19	17	8	2	11	99	84.0
at Queens (NC)	12/03/24	86-78	W	30-61	.492	5-18	.278	21-34	.618	14	29	43	42.7	22	10	13	7	6	86	84.2
Winthrop		842		280-627	.447	72-255	.282	210-318	.660	154	273	427	42.7	200	118	138	40	95	842	84.2
Opponents		714		243-600	.405	83-248	.335	145-216	.671	118	247	365	36.5	257	119	175	49	70	714	71.4

Games played: 10
Points/game: 84.2
FG Pct: 44.7
3FG Pct: 28.2
FT Pct: 66.0

Rebounds/game: 42.7
Assists/game: 11.8
Turnovers/game: 13.8
Assist/turnover ratio: 0.9
Steals/game: 9.5
Blocks/game: 4.0

WINTHROP BASKETBALL

↳ TRADITION RICH PROGRAM ↵

~NCAA D1 Member since 1985~

- 13 Big South Conference Championships (most in conference history)
- 11 NCAA Tournament Appearances (most in conference history and all in the last 22 years)
- Most 20-win seasons in Big South history (14)
- Eight seasons with 23 or more wins and a Big South record 29 wins in 2006-07
- Most wins all-time by Big South member (663) and most league wins all-time (350)
- Only Big South member to earn an 11, 12, 13 and 14 seed in NCAA Tournament
- First Big South member to win an NCAA Tournament game (defeated 6th seeded Notre Dame 74-64 in 2007)
- Big South record 55 conference tournament wins
- Big South record 18 conference championship game appearances
- 23 winning seasons out of 36 NCAA D1 seasons
- Notable Non-Conference Wins (ACC-Clemson (2), Georgia Tech, Miami, Wake Forest/Big East- Providence, Marquette, Notre Dame/Big 10-Illinois/Big 12-Missouri/PAC 12-Washington/SEC-Georgia, Mississippi State, Auburn/Mid-Majors-ODU, Missouri State, Saint Mary's (Ca.)/Independent-Miami)
- Three AP All-America selections (Greg Lewis, Keon Johnson, Xavier Cooks)
- 50 All-League selections, 38 All-Tournament Team selections
- Eagles have two of the Top 5 winningest coaches in the history of the league as Gregg Marshall has 194 (2nd) and Pat Kelsey currently has 186 (4th)
- Both are also in the Top 4 for conference wins all-time as Kelsey has 110 (2nd) and Marshall is 4th with 104



WINTHROP

B A S K E T B A L L



Isaiah
Wilson

1

Guard / 6-1 / 170 / Sr.
Pittsburgh, Pa.
(Richmond)

CAREER HONORS

CAREER HIGHS				BIG SOUTH			
Points	10	two times		Points			
Minutes	37	at Mercer (11/19/22)		Minutes			
FGM	4	Georgia St. (11/16/21)		FGM			
FGA	7	two times		FGA			
3PTFGM	2	four times		3PTFGM			
3PTFGA	3	four times		3PTFGAs			
FTM	7	at Mercer (11/19/22)		FTM			
FTA	8	at Mercer (11/19/22)		FTA			
Rebounds	6	at Drake (11/20/21)		Rebounds			
Assists	6	Piedmont (11/4/24)		Assists			
Blocks	1	two times		Blocks			
Steals	3	four times		Steals			
Turnovers	4	two times		Turnovers			

EXTRA DRIBBLE

- Has played double-digit minutes off the bench in three straight games and has nine assists in that span
- Tied for game-high four assists in the win over Averett and has seven assists in the last two games
- Dished out a career-best six assists in the season-opener vs. Piedmont
- Came off the bench to lead Eagles in assists vs. LIU (3)
- Has seen action in 9-of-10 games with a season-high 12 minutes (3 times)
- Missed most of 2023-24 with an injury after missing most of 2022-23
- Played five games in 2024-25 before the injury and played in seven games in 2022-23
- Played a career-high 37 minutes at Mercer on Nov. 19, 2022 and finished with a career-best free throws made (7) and free throws attempted (8)
- Transferred from Richmond after two seasons
- As a sophomore he appeared in 33 games for the Spiders with 15 starts for a team that won the Atlantic-10 Championship and advanced in the NCAA Tournament
- In 2021-22 he set a career-high for steals in a single-season with 19
- As a freshman he appeared in 20 games with two starts
- In his first A-10 Tournament he was 5-for-11 from three
- Played last two years of high school for First Love Christian Academy, leading the team to a 2020 National Christian School Athletic Association national championship semifinals
- No. 5 recruit in Pennsylvania's Class of 2020 by 247Sports.com
- No. 35 point guard recruit in Class of 2020 by 247Sports.com
- Began high school career at North Catholic, helping them to Western Pennsylvania Interscholastic Athletic League titles in 2016 and 2017

Opponent	Date	gs	min	Total		3-Pointers		Free throws		Rebounds				pf	a	t/o	blk	stl	pts	avg
				fg-fga	pct	3fg-fga	pct	ft-fta	pct	off	def	tot	avg							
PIEDMONT	11/04/24		12	0-2	.000	0-1	.000	0-0	.000	0	2	2	2.0	2	6	0	0	2	0	0.0
LITTLE ROCK	11/09/24		7	0-0	.000	0-0	.000	0-0	.000	0	0	0	1.0	2	0	2	0	1	0	0.0
at Virginia Tech	11/11/24		6	0-0	.000	0-0	.000	0-0	.000	0	1	1	1.0	0	0	1	0	0	0	0.0
WILLIAM & MARY	11/15/24		5	0-1	.000	0-1	.000	0-0	.000	0	0	0	0.8	0	1	2	0	0	0	0.0
N.C. CENTRAL	11/17/24		3	0-1	.000	0-1	.000	0-0	.000	1	0	1	0.8	0	1	0	0	0	0	0.0
at Louisville	11/22/24		7	0-1	.000	0-1	.000	0-0	.000	0	0	0	0.7	2	1	1	0	1	0	0.0
LIU	11/25/24		11	0-0	.000	0-0	.000	5-6	.833	0	0	0	0.6	4	3	3	0	1	5	0.7
AVERETT	11/27/24		12	0-2	.000	0-1	.000	2-2	1.000	0	1	1	0.6	1	4	1	0	1	2	0.9
at Queens (NC)	12/03/24		12	1-2	.500	0-1	.000	0-0	.000	0	0	0	0.6	1	2	2	1	0	2	1.0
Totals		0	75	1-9	.111	0-6	.000	7-8	.875	1	4	5	0.6	12	18	12	1	6	9	1.0

Games played: 9
Minutes/game: 8.3
Points/game: 1.0
FG Pct: 11.1
3FG Pct: 0.0
FT Pct: 87.5

Rebounds/game: 0.6
Assists/game: 2.0
Turnovers/game: 1.3
Assist/turnover ratio: 1.5
Steals/game: 0.7
Blocks/game: 0.1

				Field Goals		3-Point		F-Throws		Rebounds				Scoring						
SEASON	TEAM	GP-GS	MIN/AVG	FG-FGA	FG%	3FG-3FGA	3FG%	FT-FTA	FT%	OFF	DEF	TOT	AVG	PF-FO	A	TO	BLK	STL	PTS	AVG
2020-21	UR	20-2	156/7.8	10-25	.400	5-11	.455	10-19	.526	6	13	19	1.0	24-0	8	11	0	8	35	1.8
2021-22	UR	33-15	486/14.7	25-78	.321	9-37	.243	18-29	.621	7	30	37	1.1	63-2	22	29	1	19	77	2.3
2022-23	Win	7-6	158/22.6	9-24	.375	5-10	.500	16-24	.667	0	12	12	1.7	23-2	15	20	2	7	39	5.6
2024-25	Win	9-0	76/8.4	1-9	.111	0-6	.000	7-8	.875	1	4	5	0.6	12-0	18	12	1	6	9	1.0
TOTAL FOR Win		16-6	234/14.6	10-33	.303	5-16	.313	23-32	.719	1	16	17	1.1	35-2	33	32	3	13	48	3.0
TOTAL		69-23	876/12.7	45-136	.331	19-64	.297	51-80	.638	14	59	73	1.1	122-4	63	72	4	40	160	2.3



Ryan
Jolly

2

Guard / 6-3 / 180 / Gr.
Martinez, Ga.
(Piedmont)

CAREER HONORS

2022-23 & 2023-24 CCS First Team All-Conference | 2024 CCS Man of the Year

CAREER HIGHS			BIG SOUTH		
Points	37	at Berea (2/21/23)	Points		
Minutes			Minutes		
FGM	12	Greensboro (12/5/20)	FGM		
FGA	24	at Huntingdon (2/9/24)	FGA		
3PTFGM	5	Alma (11/18/23)	3PTFGM		
3PTFGA	12	Brevard (12/3/23)	3PTFGAs		
FTM	14	two times	FTM		
FTA	16	at Berea (2/21/23)	FTA		
Rebounds	12	at Berea (2/21/23)	Rebounds		
Assists	11	two times	Assists		
Blocks	3	Sewanee (11/8/21)	Blocks		
Steals	7	Maryville-TN (1/21/24)	Steals		
Turnovers			Turnovers		

- EXTRA DRIBBLE
- Came off the bench for 11 points in the win at Queens, 1-of-4 Eagles in double-figures that game (played season-high 21 points)
 - In just nine minutes of action vs. LIU, he tied for team-best and season-high three assists
 - Faced his former team in the season opener, finishing with 15 points off the bench on 5-of-8 shooting
 - Had two steals vs. Piedmont and two vs. William & Mary as he has a steal in five games
 - Started 26-of-27 games last season at Piedmont and averaged a career-high 21.1 ppg
 - Led Piedmont in assists (140), steals (66), points (570), and minutes (896) as well
 - 2024 CCS Man of the Year and CCS First Team All-Conference
 - 2022-23 CCS First Team All-Conference
 - Small College Basketball Bevo Francis Award Top 100 Watch List in 2023-24
 - Small College Basketball Trevor Hudgins Award Top 25 Watch List in 2023-24
 - Reached 1,000 career points and had 1,371 by the end of the season
 - Two-Time CCS All-Academic Team selection
 - NABC Honors Court in 2020-21, 2021-22, 2022-23)
 - Started career at Lander in 2019-20 and played 18 games with one start

Opponent	Date	gs	min	Total		3-Pointers		Free throws		Rebounds				pf	a	t/o	blk	stl	pts	avg
				fg-fga	pct	3fg-fga	pct	ft-fta	pct	off	def	tot	avg							
PIEDMONT	11/04/24	*	19	5-8	.625	1-3	.333	4-4	1.000	1	1	2	2.0	0	0	2	0	2	15	15.0
LITTLE ROCK	11/09/24		16	1-4	.250	1-3	.333	4-4	1.000	1	0	1	1.5	1	1	4	0	1	7	11.0
at Virginia Tech	11/11/24		10	0-2	.000	0-2	.000	0-0	.000	0	0	0	1.0	0	1	0	0	0	0	7.3
WILLIAM & MARY	11/15/24		15	1-3	.333	0-0	.000	1-2	.500	0	0	0	0.8	0	1	1	0	2	3	6.3
GA. SOUTHERN	11/16/24		9	1-2	.500	0-1	.000	0-0	.000	0	1	1	0.8	0	0	0	0	0	2	5.4
N.C. CENTRAL	11/17/24		3	0-0	.000	0-0	.000	0-0	.000	0	0	0	0.7	0	0	2	0	0	0	4.5
at Louisville	11/22/24		5	1-2	.500	0-0	.000	0-0	.000	1	0	1	0.7	1	0	2	0	0	2	4.1
LIU	11/25/24		9	2-2	1.000	1-1	1.000	1-2	.500	0	0	0	0.6	1	3	0	0	1	6	4.4
AVERETT	11/27/24		11	0-2	.000	0-2	.000	3-3	1.000	0	1	1	0.7	1	0	0	0	1	3	4.2
at Queens (NC)	12/03/24		21	3-6	.500	1-3	.333	4-5	.800	1	1	2	0.8	0	0	0	0	0	11	4.9
Totals		1	118	14-31	.452	4-15	.267	17-20	.850	4	4	8	0.8	4	6	11	0	7	49	4.9

Games played: 10
Minutes/game: 11.8
Points/game: 4.9
FG Pct: 45.2
3FG Pct: 26.7
FT Pct: 85.0

Rebounds/game: 0.8
Assists/game: 0.6
Turnovers/game: 1.1
Assist/turnover ratio: 0.5
Steals/game: 0.7

				Field Goals		3-Point		F-Throws		Rebounds									Scoring	
SEASON	TEAM	GP-GS	MIN/AVG	FG-FGA	FG%	3FG-3FGA	3FG%	FT-FTA	FT%	OFF	DEF	TOT	AVG	PF-FO	A	TO	BLK	STL	PTS	AVG
2019-20	Lander	18-1	116/6.4	12-25	.480	4-10	.400	10-12	.833	1	11	12	0.7	8-0	6	12	0	4	38	2.1
2020-21	PIED	17-17	502/29.5	106-193	.549	27-59	.458	53-63	.841	17	61	78	4.6	35-0	52	54	9	25	292	17.2
2021-22	PIED	3-3	59/19.7	10-20	.500	1-5	.200	8-8	1.000	2	16	18	6.0	5-0	9	8	3	6	29	9.7
2022-23	PIED	27-27	865/32.0	161-358	.450	35-93	.376	85-104	.817	23	146	169	6.3	61-1	125	82	13	51	442	16.4
2023-24	PIED	27-26	895/33.2	188-362	.519	50-124	.403	144-162	.889	32	102	134	5.0	63-0	140	100	9	66	570	21.1
2024-25	Win	10-1	118/11.8	14-31	.452	4-15	.267	17-20	.850	4	4	8	0.8	4-0	6	11	0	7	49	4.9
TOTAL FOR Win		10-1	118/11.8	14-31	.452	4-15	.267	17-20	.850	4	4	8	0.8	4-0	6	11	0	7	49	4.9
TOTAL		102-75	2555/25.0	491-989	.496	121-306	.395	317-369	.859	79	340	419	4.1	176-1	338	267	34	159	1420	13.9



Paul
Jones III

3

Guard / 6-4 / 170 / Fr.
Suffolk, Va.
(Combine Academy)

CAREER HONORS

CAREER HIGHS				BIG SOUTH			
Points	25	Averett (11/27/24)		Points			
Minutes	30	at Louisville (11/22/24)		Minutes			
FGM	7	Averett (11/27/24)		FGM			
FGA	13	at Louisville (11/22/24)		FGA			
3PTFGM	6	Averett (11/27/24)		3PTFGM			
3PTFGA	11	at Louisville (11/22/24)		3PTFGAs			
FTM	5	Averett (11/27/24)		FTM			
FTA	6	Averett (11/27/24)		FTA			
Rebounds	5	two times		Rebounds			
Assists	3	Little Rock (11/9/24)		Assists			
Blocks				Blocks			
Steals	1	two times		Steals			
Turnovers	1	six times		Turnovers			

EXTRA DRIBBLE

- Is 8-for-12 from three the last two games and has multiple threes in five games this season
- Posted a career-high 25 points on 6-of-8 from three in the win over Averett (3rd Eagle to score 20 or more this season)
- In previous two games he was a combined 2-for-14 behind the arc
- As a starter (last four games) he’s averaging 11.5 ppg
- In second start of his career he posted 12 points, 5 rebounds, assist and steal at Louisville
- It was the second straight game he hauled in a career-best five rebounds
- Made first start of the season on Nov. 17 vs. N.C. Central, finishing with 11 points, five rebounds
- It was his second game in double-figures, tying his career-high of 11 he posted in the season opener vs. Piedmont
- Has four or more rebounds in 6-of-10 games played
- Hit three triples in the opener and then matched that vs. N.C. Central
- Has double-digit minutes in all six games, including a career-high 26 vs. N.C. Central

Opponent	Date	gs	min	Total		3-Pointers		Free throws		Rebounds												pts	avg
				fg-fga	pct	3fg-fga	pct	ft-fita	pct	off	def	tot	avg	pf	a	t/o	blk	stl					
PIEDMONT	11/04/24		18	4-12	.333	3-10	.300	0-2	.000	4	0	4	4.0	0	0	1	0	1	11	11.0			
LITTLE ROCK	11/09/24		21	2-7	.286	0-4	.000	0-0	.000	1	3	4	4.0	1	3	0	0	0	4	7.5			
at Virginia Tech	11/11/24		16	1-8	.125	1-8	.125	0-0	.000	1	0	1	3.0	1	0	0	0	0	3	6.0			
WILLIAM & MARY	11/15/24		11	0-3	.000	0-1	.000	0-0	.000	0	1	1	2.5	1	0	0	0	0	0	4.5			
GA. SOUTHERN	11/16/24		12	2-6	.333	0-3	.000	2-2	1.000	1	2	3	2.6	1	0	0	0	0	6	4.8			
N.C. CENTRAL	11/17/24	*	26	3-8	.375	3-7	.429	2-3	.667	1	4	5	3.0	1	0	1	0	0	11	5.8			
at Louisville	11/22/24	*	30	4-13	.308	2-11	.182	2-3	.667	1	4	5	3.3	3	1	1	0	1	12	6.7			
LIU	11/25/24	*	16	1-5	.200	0-3	.000	0-0	.000	1	3	4	3.4	1	0	1	0	0	2	6.1			
AVERETT	11/27/24	*	23	7-9	.778	6-8	.750	5-6	.833	0	2	2	3.2	2	2	1	0	0	25	8.2			
at Queens (NC)	12/03/24	*	20	2-6	.333	2-4	.500	1-2	.500	1	3	4	3.3	3	0	1	0	0	7	8.1			
Totals		5	193	26-77	.338	17-59	.288	12-18	.667	11	22	33	3.3	14	6	6	0	2	81	8.1			

Games played: 10
Minutes/game: 19.3
Points/game: 8.1
FG Pct: 33.8
3FG Pct: 28.8
FT Pct: 66.7

Rebounds/game: 3.3
Assists/game: 0.6
Turnovers/game: 0.6
Assist/turnover ratio: 1.0
Steals/game: 0.2

				Field Goals		3-Point		F-Throws		Rebounds				Scoring						
SEASON	TEAM	GP-GS	MIN/AVG	FG-FGA	FG%	3FG-3FGA	3FG%	FT-FTA	FT%	OFF	DEF	TOT	AVG	PF-FO	A	T	BLK	STL	PTS	AVG
2024-25	Win	10-5	195/19.5	26-77	.338	17-59	.288	12-18	.667	11	22	33	3.3	14-0	6	6	0	2	81	8.1
TOTAL		10-5	195/19.5	26-77	.338	17-59	.288	12-18	.667	11	22	33	3.3	14-0	6	6	0	2	81	8.1



Kelton
Talford

4

Forward / 6-7 / 200 / Sr.
Great Falls, S.C.
(Great Falls H.S.)

CAREER HONORS

2024-25 Preseason All-Big South First Team | 2022-23 & 2023-24 First Team All-Conference
2023 All-Tournament Team (Cancun Challenge Mayan Division) | Big South Player of the Week
(12/23/22, 1/16/24)

CAREER HIGHS				BIG SOUTH			
Points	28	S.C. State (12/6/22)		Points	27	Radford (1/13/24)	
Minutes	38	three times		Minutes	38	Radford (1/13/24)	
FGM	11	at LSU (12/17/22)		FGM	10	Presbyterian College (1/4/23)	
FGA	15	at LSU (12/17/22)		FGA	14	High Point (1/27/24)	
3PTFGM	2	at Gardner-Webb (1/20/24)		3PTFGM	2	at Gardner-Webb 1/20/24)	
3PTFGA	3	at Gardner-Webb (1/20/24)		3PTFGA	3	at Gardner-Webb (1/20/24)	
FTM	11	Radford (1/13/24)		FTM	12	at Longwood (2/10/24)	
FTA	16	three times		FTA	16	two times	
Rebounds	16	Gardner-Webb (1/21/23)		Rebounds	16	Gardner-Webb (1/21/23)	
Assists	4	at Presbyterian (1/10/240)		Assists	4	at Presbyterian (1/10/24)	
Blocks	3	three times		Blocks	3	three times	
Steals	3	Elon (11/19/23)		Steals	2	six times	
Turnovers	5	two times		Turnovers	5	two times	

EXTRA DRIBBLE

- In last year’s matchup with the Chanticleers he had nine points, six rebounds
- In two career starts vs. CCU he’s averaging 12.5 ppg, 7.0 rpg and shooting 50 percent from the floor, 7-of-8 at the foul line
- Recorded 15th career double-double with 18 points, 13 rebounds vs. LIU
- Posted season-high 22 points against N.C. Central (It was the 16th 20-point game of his career)
- Leads Big South with 33 offensive rebounds (as of Nov. 30)
- Had a team-high 15 points at Louisville and now has 10 double-digit games in his career against Power 4 opponents
- Moved into 5th on the program’s all-time scoring list with 1,474 points and tied for 57th all-time in Big South history
- Surpassed 700 career rebounds and now ranks 3rd on Winthrop’s all-time list with 745 (ranked T-26th all-time in Big South)
- Became the 39th player in Big South history to reach 700 rebounds and is 1-of-36 players in league history with 1,000 points and 700 rebounds
- He is the 4th Eagle in league history with 1,000 points and 700 rebounds
- Posted 20 or more points in three straight games, which was second time in his career he’s done so (Acheived in February of 2023)
- In 2023-24 he made 23 consecutive free throws over the course of a three-game stretch (IUPUI/Elon/Georgia)
- Was in double-figures 28-of-30 games last season
- Last year he led the conference in field goal percentage (.669) and ranked 6th nationally
- Posted a career-high 28 points in the win over S.C. State (12-6-22)
- Averaged 21 points, 11 rebounds and 2 blocks per game as a senior at Great Falls
- Is a four-time All-Region selection
- Is a three-time Region A Player of the Year selection
- Named All-State three times
- In addition to basketball, he lettered in baseball (2017/2018) and football (2017-20)
- Helped lead Great Falls to the 2020 1A State Championship
- In high school career he scored over 1,500 points and had more than 750 rebounds

Opponent	Date	gs	min	Total		3-Pointers		Free throws		Rebounds				pf	a	t/o	blk	stl	pts	avg	
				fg-fga	pct	3fg-fga	pct	ft-fta	pct	off	def	tot	avg								
PIEDMONT	11/04/24	*	23	7-10	.700	0-0	.000	3-3	1.000	3	6	9	9.0	1	1	1	1	1	17	17.0	
LITTLE ROCK	11/09/24	*	27	5-11	.455	0-0	.000	0-2	.000	6	3	9	9.0	1	2	2	1	2	10	13.5	
at Virginia Tech	11/11/24	*	29	3-4	.750	0-0	.000	3-4	.750	1	2	3	7.0	3	0	2	0	1	9	12.0	
WILLIAM & MARY	11/15/24	*	29	5-9	.556	0-0	.000	4-9	.444	2	4	6	6.8	4	1	3	2	0	14	12.5	
GA. SOUTHERN	11/16/24	*	30	5-8	.625	0-0	.000	8-9	.889	1	5	6	6.6	5	0	3	1	3	18	13.6	
N.C. CENTRAL	11/17/24	*	31	8-13	.615	0-0	.000	6-8	.750	6	4	10	7.2	4	0	2	0	2	22	15.0	
at Louisville	11/22/24	*	31	6-12	.500	0-0	.000	3-3	1.000	6	3	9	7.4	3	1	1	0	1	15	15.0	
LIU	11/25/24	*	27	7-10	.700	0-0	.000	4-6	.667	6	7	13	8.1	1	1	0	2	1	18	15.4	
AVERETT	11/27/24	*	18	5-8	.625	0-0	.000	3-8	.375	2	1	3	7.6	3	0	0	0	2	13	15.1	
at Queens (NC)	12/03/24	*	22	3-10	.300	0-0	.000	1-4	.250	3	6	9	7.7	3	1	3	0	2	7	14.3	
Totals			10	267	54-95	.568	0-0	.000	35-56	.625	36	41	77	7.7	28	7	17	7	15	143	14.3

Games played: 10
Minutes/game: 26.7
Points/game: 14.3
FG Pct: 56.8
FT Pct: 62.5

Rebounds/game: 7.7
Assists/game: 0.7
Turnovers/game: 1.7
Assist/turnover ratio: 0.4
Steals/game: 1.5
Blocks/game: 0.7

				Field Goals		3-Point		F-Throws		Rebounds				Scoring						
SEASON	TEAM	GP-GS	MIN/AVG	FG-FGA	FG%	3FG-3FGA	3FG%	FT-FTA	FT%	OFF	DEF	TOT	AVG	PF-FO	A	TO	BLK	STL	PTS	AVG
2020-21	Win	25-0	338/13.5	59-97	.608	0-0	.000	24-45	.533	49	45	94	3.8	48-0	6	22	4	10	142	5.7
2021-22	Win	31-5	522/16.8	101-150	.673	0-0	.000	62-101	.614	50	101	151	4.9	56-0	8	39	18	10	264	8.5
2022-23	Win	30-28	951/31.7	184-275	.669	0-1	.000	119-181	.657	89	157	246	8.2	74-3	20	64	18	11	487	16.2
2023-24	Win	31-28	844/27.2	153-245	.624	2-8	.250	130-188	.691	66	111	177	5.7	61-1	34	66	20	16	438	14.1
2024-25	Win	10-10	268/26.8	54-95	.568	0-0	.000	35-56	.625	36	41	77	7.7	28-1	7	17	7	15	143	14.3
TOTAL		127-71	2923/23.0	551-862	.639	2-9	.222	370-571	.648	290	455	745	5.9	267-5	75	208	67	62	1474	11.6



Yoro
Diallo

5

Forward / 6-8 / 210 / R-So.
Cincinnati, Ohio
(Moeller H.S.)

CAREER HONORS

CAREER HIGHS				BIG SOUTH			
Points	14	Toccoa Falls (12/29/23)		Points	4	at Charleston Southern (1/24/24)	
Minutes	23	Toccoa Falls (12/29/23)		Minutes	18	at Charleston Southern (1/24/24)	
FGM	7	Toccoa Falls (12/29/23)		FGM	2	at Charleston Southern (1/24/24)	
FGA	11	Toccoa Falls (12/29/23)		FGA	4	at Charleston Southern (1/24/24)	
3PTFGM	1	at Florida State (12/22/23)		3PTFGM			
3PTFGA	1	three times		3PTFGAs	1	two times	
FTM	2	three times		FTM	2	UNC Asheville (1/18/24)	
FTA	6	Little Rock (11/9/24)		FTA	2	two times	
Rebounds	12	Toccoa Falls (12/29/23)		Rebounds	7	Charleston Southern (2/7/24)	
Assists	3	two times		Assists	2	Charleston Southern (2/7/24)	
Blocks	2	at Queens (12/3/24)		Blocks			
Steals	3	two times		Steals	1	at Charleston Southern (1/24/24)	
Turnovers	2	four times		Turnovers	2	three times	

EXTRA DRIBBLE

- Had a career-high two blocks in the win at Queens, including one with under a minute to go to keep the three-point lead
- Has come off the bench in all nine games he’s played (missed the Virginia Tech game)
- Has 11 steals with four multi-steal games and has matched career-high of three in two games
- Ranks 10th in the Big South with 1.4 steals per game
- Dished out a career-best three assists (4th multi-assist game) on 12/29/23 vs. Toccoa Falls
- Made collegiate debut on Nov. 6 at Clemson (11/6/23)
- Hauled in a career-high seven rebounds vs. Brevard and Bob Jones last season
- Was an All-Team GCL basketball selection in 2022
- Was an All-Team GCL soccer selection in 2021
- Played soccer and basketball at Moeller H.S.
- Entering high school he stepped away from basketball and played soccer for three seasons before returning to basketball for his senior season

Opponent	Date	gs	min	Total		3-Pointers		Free throws		Rebounds										
				fg-fga	pct	3fg-fga	pct	ft-fita	pct	off	def	tot	avg	pf	a	t/o	blk	stl	pts	avg
PIEDMONT	11/04/24		15	3-5	.600	0-1	.000	2-2	1.000	4	2	6	6.0	1	3	1	0	1	8	8.0
LITTLE ROCK	11/09/24		4	0-1	.000	0-0	.000	1-6	.167	1	1	2	4.0	0	0	2	0	2	1	4.5
WILLIAM & MARY	11/15/24		10	1-3	.333	0-1	.000	0-0	.000	0	1	1	3.0	2	2	2	1	3	2	3.7
GA. SOUTHERN	11/16/24		9	1-2	.500	0-0	.000	1-2	.500	0	0	0	2.3	2	0	1	0	2	3	3.5
N.C. CENTRAL	11/17/24		6	0-1	.000	0-1	.000	0-0	.000	0	0	0	1.8	2	0	0	0	0	0	2.8
at Louisville	11/22/24		9	0-2	.000	0-0	.000	0-0	.000	0	3	3	2.0	1	0	1	0	0	0	2.3
LIU	11/25/24		6	1-2	.500	0-0	.000	0-0	.000	0	1	1	1.9	0	2	0	0	0	2	2.3
AVERETT	11/27/24		10	1-2	.500	0-0	.000	2-6	.333	5	2	7	2.5	3	0	1	0	3	4	2.5
at Queens (NC)	12/03/24		10	0-0	.000	0-0	.000	0-0	.000	0	0	0	2.2	1	0	1	2	0	0	2.2
Totals		0	79	7-18	.389	0-3	.000	6-16	.375	10	10	20	2.2	12	7	9	3	11	20	2.2

Games played: 9
Minutes/game: 8.8
Points/game: 2.2
FG Pct: 38.9
3FG Pct: 0.0
FT Pct: 37.5

Rebounds/game: 2.2
Assists/game: 0.8
Turnovers/game: 1.0
Assist/turnover ratio: 0.8
Steals/game: 1.2
Blocks/game: 0.3

			Field Goals		3-Point		F-Throws		Rebounds											Scoring	
SEASON	TEAM	GP-GS	MIN	AVG	FG-FGA	FG%	3FG-3FGA	3FG%	FT-FTA	FT%	OFF	DEF	TOT	AVG	PF-FO	A	TO	BLK	STL	PTS	AVG
2023-24	Win	29-0	251	8.7	20-40	.500	1-8	.125	6-13	.462	21	42	63	2.2	29-2	15	12	4	7	47	1.6
2024-25	Win	9-0	78	8.6	7-18	.389	0-3	.000	6-16	.375	10	10	20	2.2	12-0	7	9	3	11	20	2.2
TOTAL		38-0	329	8.7	27-58	.466	1-11	.091	12-29	.414	31	52	83	2.2	41-2	22	21	7	18	67	1.8



Cam Christy

8

Guard / 6-4 / 200 / Jr.
Walton, Ky.
(Mount St. Joseph Univ.)

EXTRA DRIBBLE

- Saw first action as an Eagle in the season opener with three minutes against Piedmont
- Walk-on and did not play in 2023-24
- 2021 and 2022 All-District Selection
- 2020, 2021, 2022 All-Conference Selection
- 2022 All-Region Selection

CAREER HONORS

CAREER HIGHS			BIG SOUTH		
Points	1	Piedmont (11/4/24)	Points		
Minutes	3	two times	Minutes		
FGM			FGM		
FGA	3	Averett (11/27/24)	FGA		
3PTFGM			3PTFGM		
3PTFGA	1	Piedmont (11/4/24)	3PTFGAs		
FTM	1	Piedmont (11/4/24)	FTM		
FTA	2	Piedmont (11/4/24)	FTA		
Rebounds	3	Piedmont (11/4/24)	Rebounds		
Assists	1	Piedmont (11/4/24)	Assists		
Blocks			Blocks		
Steals			Steals		
Turnovers			Turnovers		

Opponent	Date	gs	min	Total		3-Pointers		Free throws		Rebounds				pf	a	t/o	blk	stl	pts	avg
				fg-fga	pct	3fg-fga	pct	ft-fta	pct	off	def	tot	avg							
PIEDMONT	11/04/24	3		0-1	.000	0-1	.000	1-2	.500	1	2	3	3.0	0	1	0	0	0	1	1.0
LITTLE ROCK	11/09/24	1		0-0	.000	0-0	.000	0-0	.000	0	0	0	1.5	0	0	0	0	0	0	0.5
LIU	11/25/24	1		0-1	.000	0-0	.000	0-0	.000	0	0	0	1.0	1	0	0	0	0	0	0.3
AVERETT	11/27/24	3		0-3	.000	0-0	.000	0-0	.000	0	1	1	1.0	0	0	0	0	0	0	0.3
Totals		0	8	0-5	.000	0-1	.000	1-2	.500	1	3	4	1.0	1	1	0	0	0	1	0.3

Games played: 4
Minutes/game: 2.0
Points/game: 0.3
FG Pct: 0.0
3FG Pct: 0.0
FT Pct: 50.0

Rebounds/game: 1.0
Assists/game: 0.3
Assist/turnover ratio: 99.9

				Field Goals		3-Point		F-Throws		Rebounds				Scoring						
SEASON	TEAM	GP-GS	MIN/AVG	FG-FGA	FG%	3FG-3FGA	3FG%	FT-FTA	FT%	OFF	DEF	TOT	AVG	PF-FO	A	TO	BLK	STL	PTS	AVG
2024-25	Win	4-0	8/1.9	0-5	.000	0-1	.000	1-2	.500	1	3	4	1.0	1-0	1	0	0	0	1	0.3
TOTAL		4-0	8/1.9	0-5	.000	0-1	.000	1-2	.500	1	3	4	1.0	1-0	1	0	0	0	1	0.3



Nick Johnson 10

Guard / 6-4 / 200 / Sr.
Bronx, N.Y.
(New Hampshire)

CAREER HONORS

2022-23 America East All-Conference Third Team | 2022-23 America East All-Defensive Team

CAREER HIGHS				BIG SOUTH			
Points	21	two times		Points	20	Radford (1/13/24)	
Minutes	47	Radford (1/13/24)		Minutes	47	Radford (1/13/24)	
FGM	9	Bryant (1/14/23)		FGM	8	Radford (1/13/24)	
FGA	17	at UMASS Lowell (3/7/23)		FGA	11	Radford (1/13/24)	
3PTFGM	4	two times		3PTFGM	4	Radford (1/13/24)	
3PTFGA	8	two times		3PTFGAs	8	Radford (1/13/24)	
FTM	9	three times		FTM	9	USC Upstate (2/24/24)	
FTA	13	at UMASS Lowell (3/7/23)		FTA	11	at USC Upstate (1/6/24)	
Rebounds	16	Vermont (1/8/23)		Rebounds	7	Longwood (1/3/24)	
Assists	5	at Little Rock (12/10/23)		Assists	4	UNC Asheville (1/18/24)	
Blocks	3	two times		Blocks	1	four times	
Steals	4	three times		Steals	3	five times	
Turnovers	5	two times		Turnovers	5	Radford (1/13/24)	

EXTRA DRIBBLE

- Coming off a 20-point performance in the win at Queens, one point shy of his career-high
- Scored 17 points off the bench in the win vs. N.C. Central, two days after posting 17 points in the win over William & Mary
- Made first start of the season at Louisville and has now started the last four games (10.3 ppg, 1.8 rpg, 1.8 spg, 48 percent shooting from the field)
- Has a steal in 9-of-10 games and has 15 on the year for a career total of 131
- Ranks 5th in the Big South in steals per game (1.5)
- Posted back-to-back 20-point games in 2023-24
- Surpassed 1,000 career points in the win at Radford last season and now has 1,113
- Had 13 multi-steal games last season and ranked 4th in the league (1.4)
- Had 44 steals in 2023-24, the first Eagle with 40 or more in a single-season since 2019-20 when Chandler Vaudrin had 45
- Had three steals at Longwood, his seventh game this season with 3 or more
- Reached 100 career steals with a swipe in the win over Radford
- Dished out a career-high five assists in the win at Little Rock
- Scored a season-high 14 points in back-to-back games (Drexel/Holy Cross)
- Last season at New Hampshire he played in 25 games with 23 starts and was second on the team in scoring (12.8 ppg)
- Ranked 3rd in the America East in steals per game (1.4)
- Posted 20 or more points five times in 2022-23
- Recorded a double-double in back-to-back games (vs. Vermont/at Maine)
- Led All Hallows H.S. to a Class A CHSAA regular season title in 2019
- Averaged 21.7 ppg, 8.2 rpg, 4.9 apg, and 1.6 spg in his senior season
- Was named the Class A Player of the Year

Opponent	Date	gs	min	Total		3-Pointers		Free throws		Rebounds				pf	a	t/o	blk	stl	pts	avg
				fg-fga	pct	3fg-fga	pct	ft-fta	pct	off	def	tot	avg							
PIEDMONT	11/04/24		17	2-7	.286	1-3	.333	0-1	.000	2	1	3	3.0	1	2	0	0	1	5	5.0
LITTLE ROCK	11/09/24		15	0-4	.000	0-3	.000	1-2	.500	1	3	4	3.5	4	2	3	1	2	1	3.0
at Virginia Tech	11/11/24		23	0-5	.000	0-3	.000	2-4	.500	0	3	3	3.3	2	2	0	1	0	2	2.7
WILLIAM & MARY	11/15/24		28	4-9	.444	3-7	.429	6-6	1.000	0	1	1	2.8	2	0	0	0	3	17	6.3
GA. SOUTHERN	11/16/24		27	1-6	.167	0-2	.000	4-6	.667	2	1	3	2.8	1	0	3	0	1	6	6.2
N.C. CENTRAL	11/17/24		29	5-7	.714	2-3	.667	5-8	.625	0	1	1	2.5	2	2	1	1	1	17	8.0
at Louisville	11/22/24	*	20	1-6	.167	1-4	.250	0-1	.000	0	2	2	2.4	5	2	4	0	1	3	7.3
LIU	11/25/24	*	22	5-8	.625	0-2	.000	1-3	.333	2	0	2	2.4	4	0	2	2	2	11	7.8
AVERETT	11/27/24	*	17	1-3	.333	0-0	.000	5-6	.833	0	0	0	2.1	1	2	0	0	1	7	7.7
at Queens (NC)	12/03/24	*	28	7-12	.583	2-5	.400	4-7	.571	1	2	3	2.2	3	1	4	0	3	20	8.9
Totals		4	226	26-67	.388	9-32	.281	28-44	.636	8	14	22	2.2	25	13	17	5	15	89	8.9

Games played: 10
Minutes/game: 22.6
Points/game: 8.9
FG Pct: 38.8
3FG Pct: 28.1
FT Pct: 63.6

Rebounds/game: 2.2
Assists/game: 1.3
Turnovers/game: 1.7
Assist/turnover ratio: 0.8
Steals/game: 1.5
Blocks/game: 0.5

				Field Goals		3-Point		F-Throws		Rebounds				Scoring						
SEASON	TEAM	GP-GS	MIN/AVG	FG-FGA	FG%	3FG-3FGA	3FG%	FT-FTA	FT%	OFF	DEF	TOT	AVG	PF-FO	A	TO	BLK	STL	PTS	AVG
2020-21	UNH	19-11	470/24.7	57-126	.452	7-21	.333	30-64	.469	18	65	83	4.4	43-1	24	27	7	16	151	7.9
2021-22	UNH	28-27	794/28.4	89-184	.484	16-56	.286	48-78	.615	32	89	121	4.3	70-2	36	35	16	22	242	8.6
2022-23	UNH	25-23	835/33.4	104-278	.374	34-91	.374	77-126	.611	43	81	124	5.0	62-0	26	45	9	34	319	12.8
2023-24	Win	32-28	889/27.8	99-236	.419	35-99	.354	99-159	.623	32	79	111	3.5	63-1	55	59	9	44	332	10.4
2024-25	Win	10-4	225/22.5	26-67	.388	9-32	.281	28-44	.636	8	14	22	2.2	25-1	13	17	5	15	89	8.9
TOTAL FOR Win		42-32	1114/26.5	125-303	.413	44-131	.336	127-203	.626	40	93	133	3.2	88-2	68	76	14	59	421	10.0
TOTAL		114-93	3212/28.2	375-891	.421	101-299	.338	282-471	.599	133	328	461	4.0	263-5	154	183	46	131	1133	9.9



Kasen Harrison

11

Guard / 6-2 / 200 / Sr.
Beaumont, Texas
(Lamar Univ.)

CAREER HONORS

CAREER HIGHS				BIG SOUTH			
Points	27	at High Point (2/28/24)		Points	27	at High Point (2/28/24)	
Minutes	46	two times		Minutes	46	Radford (1/13/24)	
FGM	10	at High Point (2/28/24)		FGM	10	at High Point (2/28/24)	
FGA	17	at High Point (2/28/24)		FGA	17	at High Point (2/28/24)	
3PTFGM	6	Campbell (2/22/23)		3PTFGM	6	Campbell (2/22/23)	
3PTFGA	7	three times		3PTFGAs	6	Campbell (2/22/23)	
FTM	12	Georgia Southern (11/16/24)		FTM	9	three times	
FTA	14	at Longwood (1/7/23)		FTA	14	at Longwood (1/7/23)	
Rebounds	9	Wiley (11/9/21)		Rebounds	6	two times	
Assists	8	two times		Assists	7	USC Upstate (2/11/23)	
Blocks	1	11 times		Blocks	1a	t Longwood (1/7/23)	
Steals	4	five times		Steals	3	four times	
Turnovers	6	two times		Turnovers	5	at Longwood (1/7/23)	

EXTRA DRIBBLE

- Back-to-back games with 15 points and four assists
- In last year’s meeting with CCU he had 17 points, 5 rebounds and six assists
- Scored in double-figures the first seven games, including a season-high 24 against Georgia Southern
- Had six points (2-of-6 shooting) against LIU to go along with three rebounds, two assists and a steal
- Tied a career-best four steals against Little Rock
- Has four games with multiple steals and tied for 11th in Big South for steals per game (1.2)
- Shooting 53 percent from the floor, but is only 4-of-15 from three
- Was 1-of-3 Eagles reach 1,000 career points in 2023-24
- Moved past 400 career assists (414) and has 263 as an Eagle
- Knocked down a career-best six threes as he was a perfect 6-for-6 behind the arc in win over Campbell (2/22/23)
- No Winthrop player in the last 19 seasons has been perfect behind the arc when making five or more in a game
- Transferred from Lamar where he was a two-year starter
- As a sophomore he battled his way through injuries and played 16 games
- In the 16 games he averaged 10.7 ppg, 3.0 rpg and 3.2 apg
- He led all freshmen in scoring in the Southland Conference after posting 13.1 ppg in his first season
- Also ranked 5th in the Southland for assists per game (4.0) and 7th in steals (1.48)
- Was a PHTX Top 100 prospect out of Texas (58th overall) and was rated the No. 6 player by RCSsports.com

Opponent	Date	gs	min	Total		3-Pointers		Free throws		Rebounds				pf	a	t/o	blk	stl	pts	avg	
				fg-fga	pct	3fg-fga	pct	ft-fga	pct	off	def	tot	avg								
PIEDMONT	11/04/24	*	20	5-9	.556	0-2	.000	4-4	1.000	0	1	1	1.0	1	4	0	0	0	14	14.0	
LITTLE ROCK	11/09/24	*	29	3-4	.750	0-1	.000	7-8	.875	0	4	4	2.5	3	4	2	0	4	13	13.5	
at Virginia Tech	11/11/24	*	33	8-14	.571	1-5	.200	2-3	.667	0	1	1	2.0	3	2	4	0	0	19	15.3	
WILLIAM & MARY	11/15/24	*	32	5-13	.385	0-1	.000	5-6	.833	0	3	3	2.3	2	3	1	0	3	15	15.3	
GA. SOUTHERN	11/16/24	*	31	6-8	.750	0-0	.000	12-13	.923	1	4	5	2.8	2	2	6	1	0	24	17.0	
N.C. CENTRAL	11/17/24	*	36	5-8	.625	1-2	.500	2-3	.667	0	6	6	3.3	1	6	2	0	2	13	16.3	
at Louisville	11/22/24	*	34	4-12	.333	0-1	.000	2-3	.667	0	0	0	2.9	4	3	3	0	2	10	15.4	
LIU	11/25/24	*	27	2-6	.333	0-1	.000	2-6	.333	0	3	3	2.9	1	2	1	0	1	6	14.3	
AVERETT	11/27/24	*	25	5-8	.625	2-2	1.000	3-3	1.000	0	5	5	3.1	1	4	2	0	0	15	14.3	
at Queens (NC)	12/03/24	*	24	5-8	.625	0-0	.000	5-6	.833	0	3	3	3.1	2	4	0	1	0	15	14.4	
Totals			10	291	48-90	.533	4-15	.267	44-55	.800	1	30	31	3.1	20	34	21	2	12	144	14.4

Games played: 10
Minutes/game: 29.1
Points/game: 14.4
FG Pct: 53.3
3FG Pct: 26.7
FT Pct: 80.0

Rebounds/game: 3.1
Assists/game: 3.4
Turnovers/game: 2.1
Assist/turnover ratio: 1.6
Steals/game: 1.2
Blocks/game: 0.2

				Field Goals		3-Point		F-Throws		Rebounds				Scoring						
SEASON	TEAM	GP-GS	MIN/AVG	FG-FGA	FG%	3FG-3FGA	3FG%	FT-FTA	FT%	OFF	DEF	TOT	AVG	PF-FO	A	TO	BLK	STL	PTS	AVG
2020-21	Lamar	25-20	805/32.2	115-241	.477	15-31	.484	83-103	.806	23	47	70	2.8	62-0	100	72	1	37	328	13.1
2021-22	Lamar	16-12	470/29.4	62-163	.380	13-53	.245	34-46	.739	19	29	48	3.0	23-0	51	41	0	17	171	10.7
2022-23	Win	29-26	931/32.1	111-231	.481	28-62	.452	83-110	.755	5	66	71	2.4	73-3	111	71	5	34	333	11.5
2023-24	Win	31-29	977/31.5	111-264	.420	28-92	.304	99-131	.756	19	75	94	3.0	65-0	118	62	4	38	349	11.3
2024-25	Win	10-10	292/29.2	48-90	.533	4-15	.267	44-55	.800	1	30	31	3.1	20-0	34	21	2	12	144	14.4
TOTAL FOR Win		70-65	2200/31.4	270-585	.462	60-169	.355	226-296	.764	25	171	196	2.8	158-3	263	154	11	84	826	11.8
TOTAL		111-97	3475/31.3	447-989	.452	88-253	.348	343-445	.771	67	247	314	2.8	243-3	414	267	12	138	1325	11.9



K.J.
Doucet

12

Forward / 6-7 / 230 / Sr.
Austell, Ga.
(Fort Valley State)

CAREER HONORS

2024-25 Big South Preseason Second Team All-Conference | 2022-23 SIAC Player of the Year | 2022-23 All-SIAC First Team | 2022-23 Div. II Conference Commissioner's Association (D2CCA) All-South Regional Team | 2022-23 D2 HBCU All-America First Team | 2021-22 SIAC Freshman of the Year

CAREER HIGHS				BIG SOUTH			
Points	31	Edward Waters (2/28/23)		Points	28	at Charleston Sou. (1/24/24)	
Minutes	39	Edward Waters (2/28/23)		Minutes	32	UNC Asheville (1/6/24)	
FGM	11	two times		FGM	11	two times	
FGA	28	Edward Waters (2/28/23)		FGA	17	at Radford (2/15/24)	
3PTFGM	4	four times		3PTFGM	3	three times	
3PTFGA	10	three times		3PTFGAs	10	UNC Asheville (1/18/24)	
FTM	13	Edward Waters (2/28/23)		FTM	8	at Longwood (2/10/24)	
FTA	17	Edward Waters (2/28/23)		FTA	11	at Longwood (2/10/24)	
Rebounds	13	Kentucky St. (2/28/22)		Rebounds	8	Charleston Sou. (2/7/24)	
Assists	5	three times		Assists	4	at Charleston Sou. (1/24/24)	
Blocks	3	Savannah St (2/9/22)		Blocks	2	at USC Upstate (1/6/24)	
Steals	4	two times		Steals	4	UNC Asheville (1/18/24)	
Turnovers	6	Univ. of Ft. Lauderdale (12/30/22)		Turnovers	5	Longwood (1/3/24)	

EXTRA DRIBBLE

- Led the Eagles with 22 points in the win at Coastal last season (Just missed a double-double with nine rebounds)
- In double-figures for a 10th straight game against Queens as he had 13 points on 4-of-8 shooting and 5-for-7 at the foul line
- Posted his second double-double in a three-game span with 13 points, 10 rebounds at Louisville
- Put up a double-double of 18 points, 10 rebounds against Georgia Southern
- Ranks 11th in scoring (14.3) and 11th in rebounding (6.0)
- Surpassed 1,400 career points with 17 vs. LIU
- Had 19 games in double-figures in 2023-24, including a stretch of three straight games with 20 or more points in December
- Last season he ranked 19th in the Big South in scoring (12.4), 11th in free throw percentage (.715) and 14th in three-pointers per game (1.6)
- Scored nine points vs. Toccoa Falls to reach 1,100 career points (reached 1,000 at Coastal Carolina) and surpassed 1,200 in the home win over the Bucs
- Transfer from Fort Valley State
- Scored double-figures in 28-of-29 games played last season and had 20 or more points in nine games
- Scored a career-high 31 points vs. Edward Waters in the final game of the season
- Led the team in scoring his freshman season as well as field goals made, three-point field goals made, free throws made, free throw percentage, total rebounds, defensive rebounds and rebounds per game

Opponent	Date	gs	min	Total		3-Pointers		Free throws		Rebounds											
				fg-fga	pct	3fg-fga	pct	ft-fita	pct	off	def	tot	avg	pf	a	t/o	blk	stl	pts	avg	
PIEDMONT	11/04/24	*	18	6-9	.667	1-2	.500	0-1	.000	3	3	6	6.0	2	1	2	0	1	13	13.0	
LITTLE ROCK	11/09/24	*	27	4-7	.571	3-5	.600	6-8	.750	1	6	7	6.5	2	1	4	0	2	17	15.0	
at Virginia Tech	11/11/24	*	30	7-12	.583	3-4	.750	0-2	.000	2	4	6	6.3	4	0	3	0	0	17	15.7	
WILLIAM & MARY	11/15/24	*	9	4-4	1.000	1-1	1.000	2-4	.500	2	1	3	5.5	5	0	1	0	0	11	14.5	
GA. SOUTHERN	11/16/24	*	27	6-11	.545	2-4	.500	4-9	.444	0	10	10	6.4	4	2	3	0	1	18	15.2	
N.C. CENTRAL	11/17/24	*	23	3-6	.500	0-1	.000	4-4	1.000	2	1	3	5.8	4	0	2	0	2	10	14.3	
at Louisville	11/22/24	*	23	5-11	.455	2-4	.500	1-6	.167	6	4	10	6.4	3	0	3	0	1	13	14.1	
LIU	11/25/24	*	27	6-10	.600	1-2	.500	4-4	1.000	0	4	4	6.1	1	2	1	0	1	17	14.5	
AVERETT	11/27/24	*	23	4-7	.571	0-0	.000	6-6	1.000	1	5	6	6.1	1	1	1	0	1	14	14.4	
at Queens (NC)	12/03/24	*	27	4-8	.500	0-3	.000	5-7	.714	0	5	5	6.0	4	2	1	1	1	13	14.3	
Totals			10	234	49-85	.576	13-26	.500	32-51	.627	17	43	60	6.0	30	9	21	1	10	143	14.3

Games played: 10
Minutes/game: 23.4
Points/game: 14.3
FG Pct: 57.6
3FG Pct: 50.0
FT Pct: 62.7

Rebounds/game: 6.0
Assists/game: 0.9
Turnovers/game: 2.1
Assist/turnover ratio: 0.4
Steals/game: 1.0
Blocks/game: 0.1

				Field Goals		3-Point		F-Throws		Rebounds											Scoring	
SEASON	TEAM	GP-GS	MIN/AVG	FG-FGA	FG%	3FG-3FGA	3FG%	FT-FTA	FT%	OFF	DEF	TOT	AVG	PF-FO	A	TO	BLK	STL	PTS	AVG		
2021-22	FVSU	28-28	803/28.7	133-332	.401	40-121	.331	106-137	.774	23	125	148	5.3	94-5	43	60	11	32	412	14.7		
2022-23	FVSU	29-29	845/29.1	149-358	.416	34-108	.315	152-201	.756	45	107	152	5.2	99-6	59	73	7	32	484	16.7		
2023-24	Win	32-30	766/23.9	129-291	.443	51-144	.354	88-123	.715	39	99	138	4.3	97-8	44	64	9	19	397	12.4		
2024-25	Win	10-10	235/23.5	49-85	.576	13-26	.500	32-51	.627	17	43	60	6.0	30-1	9	21	1	10	143	14.3		
TOTAL FOR Win		42-40	1001/23.8	178-376	.473	64-170	.376	120-174	.690	56	142	198	4.7	127-9	53	85	10	29	540	12.9		
TOTAL		99-97	2649/26.8	460-1066	.432	138-399	.346	378-512	.738	124	374	498	5.0	320-20	155	218	28	93	1436	14.5		



Clay
Howard

13

Guard / 6-3 / 180 / Jr.
Aiken, S.C.
(Aiken H.S.)

CAREER HONORS

CAREER HIGHS			BIG SOUTH		
Points	3	Toccoa Falls (11/29/22)	Points	2	at Charleston Sou. (1/24/24)
Minutes	10	Toccoa Falls (11/29/22)	Minutes	2	at Charleston Sou. (1/24/24)
FGM	1	Toccoa Falls (11/29/22)	FGM	1	at Charleston Sou. (1/24/24)
FGA	3	Toccoa Falls (11/29/22)	FGA	1	at Charleston Sou. (1/24/24)
3PTFGM	1	Toccoa Falls (11/29/22)	3PTFGM		
3PTFGAs	3	Toccoa Falls (11/29/22)	3PTFGAs		
FTM	1	IUPUI (11/18/23)	FTM		
FTA	2	IUPUI (11/18/23)	FTA		
Rebounds	1	three times	Rebounds		
Assists			Assists		
Blocks			Blocks		
Steals	1	three times	Steals		
Turnovers	1	Toccoa Falls (11/29/22)	Turnovers		

EXTRA DRIBBLE

- Has not played in a game this season
- Scored a career-high eight points in four minutes off the bench vs. Toccoa Falls
- Hit multiple threes in the game for first time in his collegiate career
- Off the bench for a season-high five minutes vs. Brevard
- In 2022-23 he played a career-high 10 minutes vs. Toccoa Falls and scored first collegiate points with a three
- Saw first action in final minute of win over Eastern Michigan
- Was a team captain in high school and graduated Magna Cum Laude

				Field Goals		3-Point		F-Throws		Rebounds									Scoring	
SEASON	TEAM	GP-GS	MIN/AVG	FG-FGA	FG%	3FG-3FGA	3FG%	FT-FTA	FT%	OFF	DEF	TOT	AVG	PF-FO	A	TO	BLK	STL	PTS	AVG
2022-23	Win	3-0	11/3.6	1-3	.333	1-3	.333	0-0	.000	0	1	1	0.3	2-0	0	1	0	1	3	1.0
2023-24	Win	7-0	19/2.7	4-11	.364	2-5	.400	1-3	.333	0	2	2	0.3	1-0	0	0	0	3	11	1.6
TOTAL		10-0	30/3.0	5-14	.357	3-8	.375	1-3	.333	0	3	3	0.3	3-0	0	1	0	4	14	1.4



Noah
Van Bibber

14

Guard / 6-5 / 190 / So.
Debary, Fla.
(Concord Academy)

CAREER HONORS

CAREER HIGHS			BIG SOUTH		
Points	22	Holy Cross (11/17/23)	Points	8	USC Upstate (2/24/24)
Minutes	19	Brevard (11/8/23)	Minutes	9	USC Upstate (2/24/24)
FGM	6	Holy Cross (11/17/23)	FGM	2	USC Upstate (2/24/24)
FGA	9	Holy Cross (11/17/23)	FGA	3	USC Upstate (2/24/24)
3PTFGM	6	Holy Cross (11/17/23)	3PTFGM	2	USC Upstate (2/24/24)
3PTFGAs	8	Holy Cross (11/17/23)	3PTFGAs	3	USC Upstate (2/24/24)
FTM	4	Holy Cross (11/17/23)	FTM	2	USC Upstate (2/24/24)
FTA	4	Holy Cross (11/17/23)	FTA	3	USC Upstate (2/24/24)
Rebounds	5	Brevard (11/8/23)	Rebounds	1	Charleston Sou. (2/7/24)
Assists	1	two times	Assists		
Blocks			Blocks		
Steals	1	Queens (12/5/23)	Steals		
Turnovers	2	two times	Turnovers	1	at Charleston Sou. (1/24/24)

EXTRA DRIBBLE

- Was 2-for-3 in the opener vs. Piedmont, but is 1-for-8 since
- One of the first off the bench vs. N.C. Central but finished with just three minutes
- Saw a season-high 10 minutes in the opener vs. Piedmont, finishing the game with six points on 2-of-3 shooting behind the arc
- Came off the bench to score a career-high 22 points in the win over Holy Cross (11/17/23)
- Knocked down six threes in the game
- Was the first Winthrop freshman with a 20-point game since D.J. Burns Jr. had 23 at Charleston Southern on Jan. 30, 202
- The last freshman guard to score 20 or more points was Russell Jones Jr. on Dec. 12, 2019 vs. Elon

Opponent	Date	gs	min	Total		3-Pointers		Free throws		Rebounds				pf	a	t/o	blk	stl	pts	avg
				fg-fga	pct	3fg-fga	pct	ft-fga	pct	off	def	tot	avg							
PIEDMONT	11/04/24		10	2-3	.667	2-3	.667	0-0	.000	0	1	1	1.0	0	0	0	0	0	6	6.0
LITTLE ROCK	11/09/24		1	0-0	.000	0-0	.000	0-0	.000	0	0	0	0.5	0	0	0	0	0	0	3.0
N.C. CENTRAL	11/17/24		3	0-2	.000	0-2	.000	0-0	.000	0	0	0	0.3	1	0	0	0	0	0	2.0
LIU	11/25/24		8	1-4	.250	1-3	.333	0-0	.000	0	1	1	0.5	0	0	0	0	0	3	2.3
AVERETT	11/27/24		6	0-4	.000	0-3	.000	0-0	.000	1	1	2	0.8	0	0	0	0	0	0	1.8
Totals		0	28	3-13	.231	3-11	.273	0-0	.000	1	3	4	0.8	1	0	0	0	0	9	1.8

Games played: 5
Minutes/game: 5.6
Points/game: 1.8
FG Pct: 23.1
3FG Pct: 27.3

Rebounds/game: 0.8

				Field Goals		3-Point		F-Throws		Rebounds										Scoring	
SEASON	TEAM	GP-GS	MIN/AVG	FG-FGA	FG%	3FG-3FGA	3FG%	FT-FTA	FT%	OFF	DEF	TOT	AVG	PF-FO	A	TO	BLK	STL	PTS	AVG	
2023-24	Win	18-0	159/8.8	21-66	.318	16-52	.308	12-14	.857	10	12	22	1.2	29-0	2	7	0	1	70	3.9	
2024-25	Win	5-0	27/5.4	3-13	.231	3-11	.273	0-0	.000	1	3	4	0.8	1-0	0	0	0	0	9	1.8	
TOTAL		23-0	186/8.1	24-79	.304	19-63	.302	12-14	.857	11	15	26	1.1	30-0	2	7	0	1	79	3.4	



Tommy
Kamarad 15

Forward / 6-8 / 205 / Sr.
Buford, Ga.
(Arkansas Tech)

CAREER HONORS

CAREER HIGHS			BIG SOUTH		
Points	22	five times	Points		
Minutes	38	at Southeastern Oklahoma (2/1/24)	Minutes		
FGM	9	at Oklahoma Baptist (1/11/24)	FGM		
FGA	15	at Southeastern Oklahoma (2/1/24)	FGA		
3PTFGM	5	three times	3PTFGM		
3PTFGA	10	at Southeastern Oklahoma (2/1/24)	3PTFGAs		
FTM	8	two times	FTM		
FTA	8	two times	FTA		
Rebounds	11	Northwestern Oklahoma (3/9/24)	Rebounds		
Assists	4	Ouachita Baptist (12/2/23)	Assists		
Blocks	3	four times	Blocks		
Steals	3	two times	Steals		
Turnovers	2	Piedmont (11/4/24)	Turnovers		

EXTRA DRIBBLE

- Solid game off the bench vs. LIU with seven points, a rebound, assist, two blocks and a steal in 12 minutes
- 4-for-8 behind the arc in the first two games, just 1-for-15 since
- Posted a season-high 13 points in the win over Little Rock
- Has seen double-digit minutes in all seven games so far
- Started the first five games of the season
- Had 26 points in first four games and just two in the last three
- After starting the season 4-for-8 behind the arc, he's 0-for-9 since
- Played the last two seasons at Arkansas Tech, starting 58-of-63 games played
- Helped the team to a Great American Conference Championship
- Named to the GACC All-Tournament Team
- Began career at Otero Junior College where he played 45 games with 22 starts

Opponent	Date	gs	min	Total		3-Pointers		Free throws		Rebounds											
				fg-fga	pct	3fg-fga	pct	ft-fita	pct	off	def	tot	avg	pf	a	t/o	blk	stl	pts	avg	
PIEDMONT	11/04/24	*	16	2-5	.400	1-4	.250	2-3	.667	1	6	7	7.0	1	0	2	1	0	7	7.0	
LITTLE ROCK	11/09/24	*	13	4-6	.667	3-4	.750	2-5	.400	1	4	5	6.0	0	0	1	0	0	13	10.0	
at Virginia Tech	11/11/24	*	18	1-3	.333	0-2	.000	0-0	.000	2	0	2	4.7	3	1	1	0	1	2	7.3	
WILLIAM & MARY	11/15/24	*	20	2-5	.400	0-3	.000	0-0	.000	3	3	6	5.0	4	1	0	0	2	4	6.5	
GA. SOUTHERN	11/16/24	*	16	0-1	.000	0-1	.000	0-0	.000	1	2	3	4.6	1	0	1	0	0	0	5.2	
N.C. CENTRAL	11/17/24		10	1-2	.500	0-1	.000	0-0	.000	1	1	2	4.2	0	0	0	0	0	2	4.7	
at Louisville	11/22/24		10	0-3	.000	0-2	.000	0-0	.000	0	0	0	3.6	1	0	0	0	1	0	4.0	
LIU	11/25/24		12	2-4	.500	1-3	.333	2-5	.400	0	1	1	3.3	2	1	1	2	1	7	4.4	
AVERETT	11/27/24		17	0-3	.000	0-3	.000	0-0	.000	0	3	3	3.2	0	1	0	1	1	0	3.9	
at Queens (NC)	12/03/24		3	0-0	.000	0-0	.000	0-0	.000	0	0	0	2.9	1	0	0	0	0	0	3.5	
Totals		5	135	12-32	.375	5-23	.217	6-13	.462	9	20	29	2.9	13	4	6	4	6	35	3.5	

Games played: 10
Minutes/game: 13.5
Points/game: 3.5
FG Pct: 37.5
3FG Pct: 21.7
FT Pct: 46.2

Rebounds/game: 2.9
Assists/game: 0.4
Turnovers/game: 0.6
Assist/turnover ratio: 0.7
Steals/game: 0.6
Blocks/game: 0.4

				Field Goals		3-Point		F-Throws		Rebounds									Scoring	
SEASON	TEAM	GP-GS	MIN/AVG	FG-FGA	FG%	3FG-3FGA	3FG%	FT-FTA	FT%	OFF	DEF	TOT	AVG	PF-FO	A	TO	BLK	STL	PTS	AVG
2022-23	ATU	31-28	707/22.8	81-195	.415	29-81	.358	52-62	.839	35	86	121	3.9	74-1	27	36	24	26	243	7.8
2023-24	ATU	32-30	873/27.3	143-281	.509	47-118	.398	58-71	.817	53	112	165	5.2	84-3	42	47	33	17	391	12.2
2024-25	Win	10-5	134/13.4	12-32	.375	5-23	.217	6-13	.462	9	20	29	2.9	13-0	4	6	4	6	35	3.5
TOTAL FOR Win		10-5	134/13.4	12-32	.375	5-23	.217	6-13	.462	9	20	29	2.9	13-0	4	6	4	6	35	3.5
TOTAL		73-63	1713/23.5	236-508	.465	81-222	.365	116-146	.795	97	218	315	4.3	171-4	73	89	61	49	669	9.2



Tai
Hamilton

21

Forward / 6-10 / 200 / So.
Charlotte, N.C.
(William & Mary)

CAREER HONORS

CAREER HIGHS				BIG SOUTH			
Points	10	Piedmont (11/4/24)		Points			
Minutes	23	at Col. of Charleston (2/19/24)		Minutes			
FGM	4	two times		FGM			
FGA	5	at Queens (12/3/24)		FGA			
3PTFGM				3PTFGM			
3PTFGA				3PTFGAs			
FTM	4	Piedmont (11/4/24)		FTM			
FTA	6	Piedmont (11/4/24)		FTA			
Rebounds	10	Piedmont (11/4/24)		Rebounds			
Assists	2	two times		Assists			
Blocks	4	two times		Blocks			
Steals	3	Delaware (2/1/24)		Steals			
Turnovers	3	three times		Turnovers			

EXTRA DRIBBLE

- Played a season-high 17 minutes at Queens, finishing with nine points, 3 rebounds and two blocks
- Tied career-best four blocks vs. LIU and also had two steals
- Posted a double-double in the opener with 10 points, 10 rebounds (both career-highs)
- 3rd on the team in total offensive rebounds (16)
- Set a career-high in blocks with four vs. Piedmont and ranks 5th in the Big South in blocks per game (1.3)
- Played in 26 games as a freshman at William & Mary
- Ranked 14th in the Coastal Athletic Association in blocks per game (nearly one per game - .85)
- Only played two years of high school basketball
- Selected for Queen City All-Star Game in 2023
- Led state of North Carolina with 4.6 blocks per game in 2021-22
- Played AAU for ACE Elite in 2021 and 2022

Opponent	Date	gs	min	Total		3-Pointers		Free throws		Rebounds				pf	a	t/o	blk	stl	pts	avg
				fg-fga	pct	3fg-fga	pct	ft-fta	pct	off	def	tot	avg							
PIEDMONT	11/04/24	11		3-3	1.000	0-0	.000	4-6	.667	5	5	10	10.0	4	2	0	4	1	10	10.0
LITTLE ROCK	11/09/24	6		1-1	1.000	0-0	.000	0-0	.000	1	0	1	5.5	4	0	0	0	0	2	6.0
at Virginia Tech	11/11/24	3		0-0	.000	0-0	.000	0-0	.000	1	2	3	4.7	0	0	0	2	0	0	4.0
WILLIAM & MARY	11/15/24	7		0-1	.000	0-0	.000	2-4	.500	1	1	2	4.0	1	0	0	1	0	2	3.5
GA. SOUTHERN	11/16/24	6		0-0	.000	0-0	.000	2-2	1.000	0	1	1	3.4	1	0	0	0	0	2	3.2
N.C. CENTRAL	11/17/24	3		0-0	.000	0-0	.000	0-0	.000	2	0	2	3.2	1	0	2	0	0	0	2.7
at Louisville	11/22/24	9		0-2	.000	0-0	.000	1-4	.250	2	1	3	3.1	0	0	0	0	1	1	2.4
LIU	11/25/24	13		1-1	1.000	0-0	.000	0-0	.000	0	1	1	2.9	1	0	0	4	2	2	2.4
AVERETT	11/27/24	14		2-3	.667	0-0	.000	1-1	1.000	3	1	4	3.0	5	2	1	0	0	5	2.7
at Queens (NC)	12/03/24	17		4-5	.800	0-0	.000	1-3	.333	1	2	3	3.0	3	0	0	2	0	9	3.3
Totals		0	89	11-16	.688	0-0	.000	11-20	.550	16	14	30	3.0	20	4	3	13	4	33	3.3

Games played: 10
Minutes/game: 8.9
Points/game: 3.3
FG Pct: 68.8
FT Pct: 55.0

Rebounds/game: 3.0
Assists/game: 0.4
Turnovers/game: 0.3
Assist/turnover ratio: 1.3
Steals/game: 0.4
Blocks/game: 1.3

				Field Goals		3-Point		F-Throws		Rebounds				Scoring						
SEASON	TEAM	GP-GS	MIN/AVG	FG-FGA	FG%	3FG-3FGA	3FG%	FT-FTA	FT%	OFF	DEF	TOT	AVG	PF-FO	A	TO	BLK	STL	PTS	AVG
2023-24	W&M	26-0	316/12.2	16-28	.571	0-0	.000	6-23	.261	25	55	80	3.1	64-4	6	18	22	13	38	1.5
2024-25	Win	10-0	88/8.8	11-16	.688	0-0	.000	11-20	.550	16	14	30	3.0	20-1	4	3	13	4	33	3.3
TOTAL FOR Win		10-0	88/8.8	11-16	.688	0-0	.000	11-20	.550	16	14	30	3.0	20-1	4	3	13	4	33	3.3
TOTAL		36-0	404/11.2	27-44	.614	0-0	.000	17-43	.395	41	69	110	3.1	84-5	10	21	35	17	71	2.0



Henry Harrison

22

Guard / 5-11 / 175 / So.
Lewisburg, Pa.
(Lewisburg H.S.)

CAREER HONORS

EXTRA DRIBBLE

- Seen action in three games this season
- Made all of his three-point attempts (3-for-3) as a freshman
- Had a season-high four minutes vs. Brevard/vs. Toccoa Falls
- Lettered in soccer (4 yrs.) and basketball (3 yrs.) at Lewisburg H.S.
- Was team captain in 2023 and named to First Team All-Conference

CAREER HIGHS				BIG SOUTH			
Points	3	three times		Points	2	at Charleston Southern (1/24/24)	
Minutes	4	two times		Minutes			
FGM	1	four times		FGM			
FGA	3	Piedmont (11/4/24)		FGA			
3PTFGM	1	three times		3PTFGM			
3PTFGAs	2	Piedmont (11/4/24)		3PTFGAs			
FTM				FTM			
FTA				FTA			
Rebounds				Rebounds			
Assists	1	Bob Jones (11/28/23)		Assists			
Blocks				Blocks			
Steals	1	Charleston Southern (2/7/24)		Steals	1	Charleston Southern (2/7/24)	
Turnovers	1	three times		Turnovers			

Opponent	Date	gs	min	Total		3-Pointers		Free throws		Rebounds				pf	a	t/o	blk	stl	pts	avg
				fg-fga	pct	3fg-fga	pct	ft-fga	pct	off	def	tot	avg							
PIEDMONT	11/04/24	3		1-3	.333	0-2	.000	0-0	.000	0	0	0	0.0	0	0	0	0	0	2	2.0
LITTLE ROCK	11/09/24	1		0-0	.000	0-0	.000	0-0	.000	0	0	0	0.0	0	0	0	0	0	0	1.0
LIU	11/25/24	1		0-0	.000	0-0	.000	0-0	.000	0	0	0	0.0	0	0	0	0	0	0	0.7
AVERETT	11/27/24	3		0-2	.000	0-2	.000	0-0	.000	0	0	0	0.0	1	0	0	0	0	0	0.5
Totals		0	8	1-5	.200	0-4	.000	0-0	.000	0	0	0	0.0	1	0	0	0	0	2	0.5

Games played: 4
Minutes/game: 2.0
Points/game: 0.5
FG Pct: 20.0
3FG Pct: 0.0

				Field Goals		3-Point		F-Throws		Rebounds				Scoring						
SEASON	TEAM	GP-GS	MIN/AVG	FG-FGA	FG%	3FG-3FGA	3FG%	FT-FTA	FT%	OFF	DEF	TOT	AVG	PF-FO	A	TO	BLK	STL	PTS	AVG
2023-24	Win	7-0	16/2.3	3-3	1.000	3-3	1.000	0-0	.000	0	0	0	0.0	0-0	1	3	0	1	9	1.3
2024-25	Win	4-0	8/1.9	1-5	.200	0-4	.000	0-0	.000	0	0	0	0.0	1-0	0	0	0	0	2	0.5
TOTAL		11-0	24/2.2	4-8	.500	3-7	.429	0-0	.000	0	0	0	0.0	1-0	1	3	0	1	11	1.0



Logan Duncomb 51

Center / 6-10 / 230 / Jr.
Cincinnati, Ohio
(Xavier)

CAREER HONORS

CAREER HIGHS			BIG SOUTH		
Points	10	Elon (12/20/22)	Points		
Minutes			Minutes		
FGM	5	Elon (12/20/22)	FGM		
FGA	6	Elon (12/20/22)	FGA		
3PTFGM			3PTFGM		
3PTFGA			3PTFGAs		
FTM	4	Little Rock (11/9/24)	FTM		
FTA	5	Little Rock (11/9/24)	FTA		
Rebounds	5	Elon (12/20/22)	Rebounds		
Assists	2	Elon (12/20/22)	Assists		
Blocks	2	Jackson St. (11/25/22)	Blocks		
Steals	1	two times	Steals		
Turnovers	2	Georgia Southern (11/16/24)	Turnovers		

EXTRA DRIBBLE

- Did not dress for the last four games
- Seen action in all six games so far with a season-high eight minutes in the first two games he played this season
- Has three or more rebounds in three of the five games played (missed the opener)
- Began collegiate career at Indiana, transferred to Xavier and now at Winthrop
- Has battled through injuries most of his collegiate career
- Played in 18 games in two seasons at Indiana
- Led Moeller High School to a state title in 2019
- Named the GCL Co-Player of the Year

Opponent	Date	gs	min	Total		3-Pointers		Free throws		Rebounds				pf	a	t/o	blk	stl	pts	avg
				fg-fga	pct	3fg-fga	pct	ft-fga	pct	off	def	tot	avg							
LITTLE ROCK	11/09/24	8		1-2	.500	0-0	.000	4-5	.800	2	1	3	3.0	4	0	0	0	0	6	6.0
at Virginia Tech	11/11/24	8		0-2	.000	0-0	.000	0-0	.000	0	1	1	2.0	0	0	0	0	0	0	3.0
WILLIAM & MARY	11/15/24	4		1-3	.333	0-0	.000	0-0	.000	1	2	3	2.3	2	0	1	0	0	2	2.7
GA. SOUTHERN	11/16/24	4		0-1	.000	0-0	.000	3-4	.750	0	0	0	1.8	2	0	2	0	0	3	2.8
N.C. CENTRAL	11/17/24	6		1-1	1.000	0-0	.000	0-0	.000	0	3	3	2.0	1	0	1	1	0	2	2.6
Totals		0	30	3-9	.333	0-0	.000	7-9	.778	3	7	10	2.0	9	0	4	1	0	13	2.6

Games played: 5
Minutes/game: 6.0
Points/game: 2.6
FG Pct: 33.3
FT Pct: 77.8

Rebounds/game: 2.0
Turnovers/game: 0.8
Blocks/game: 0.2

				Field Goals		3-Point		F-Throws		Rebounds										Scoring	
SEASON	TEAM	GP-GS	MIN/AVG	FG-FGA	FG%	3FG-3FGA	3FG%	FT-FTA	FT%	OFF	DEF	TOT	AVG	PF-FO	A	TO	BLK	STL	PTS	AVG	
2021-22	IND	9-0	19/2.1	2-4	.500	0-0	.000	2-2	1.000	3	3	6	0.7	3-0	1	3	1	1	6	0.7	
2022-23	IND	9-0	51/5.7	12-16	.750	0-0	.000	2-7	.286	5	10	15	1.7	8-0	2	3	5	1	26	2.9	
2024-25	Win	5-0	29/5.8	3-9	.333	0-0	.000	7-9	.778	3	7	10	2.0	9-0	0	4	1	0	13	2.6	
TOTAL FOR Win		5-0	29/5.8	3-9	.333	0-0	.000	7-9	.778	3	7	10	2.0	9-0	0	4	1	0	13	2.6	
TOTAL		23-0	99/4.3	17-29	.586	0-0	.000	11-18	.611	11	20	31	1.3	20-0	3	10	7	2	45	2.0	



Bryce Baker

55

Guard / 6-5 / 200 / Jr.
Mooresville, N.C.
(Old Dominion)

CAREER HONORS

CAREER HIGHS				BIG SOUTH			
Points	16	two times		Points			
Minutes	30	William & Mary (11/15/24)		Minutes			
FGM	6	two times		FGM			
FGA	11	two times		FGA			
3PTFGM	4	six times		3PTFGM			
3PTFGA	9	two times		3PTFGAs			
FTM	4	Virginia Wesleyan (11/6/23)		FTM			
FTA	5	at Coastal Carolina (1/28/23)		FTA			
Rebounds	7	two times		Rebounds			
Assists	3	at Arkansas (11/13/23)		Assists			
Blocks	1	seven times		Blocks			
Steals	3	at Marshall (1/14/23)		Steals			
Turnovers	2	Little Rock (11/9/24)		Turnovers			

EXTRA DRIBBLE

- In double-figures vs. Averett (11) after four straight games scoring eight or fewer points
- After 15 minutes off the bench in the opener, he’s played at least 20 minutes in seven of next eight games
- Has five games with multiple threes, Eagles 5-0 in those games
- Was 4-for-9 behind the arc vs. William & Mary but 7-for-28 since
- Has six or more rebounds in four games and at least four or more in eight games
- Transfer from Old Dominion where he played in 32 games last season with seven starts
- Was second on the team with 42 three-pointers made
- Named Most Efficient Player on the AAU Under Armour Circuit for Team Charlotte
- Led Combine Academy to a state title in 2020 (North Carolina)
- Led Davidson Day to a state tile in 2019 (North Carolina)

Opponent	Date	qs	min	Total		3-Pointers		Free throws		Rebounds				pf	a	t/o	blk	stl	pts	avg
				fg-fga	pct	3fg-fga	pct	ft-fita	pct	off	def	tot	avg							
PIEDMONT	11/04/24		15	6-11	.545	4-8	.500	0-0	.000	1	3	4	4.0	1	0	0	0	0	16	16.0
LITTLE ROCK	11/09/24	*	24	2-8	.250	2-7	.286	2-2	1.000	2	4	6	5.0	1	1	2	0	0	8	12.0
at Virginia Tech	11/11/24	*	24	0-8	.000	0-8	.000	0-0	.000	1	6	7	5.7	1	2	0	0	0	0	8.0
WILLIAM & MARY	11/15/24	*	30	6-11	.545	4-9	.444	0-0	.000	0	6	6	5.8	1	1	0	0	1	16	10.0
GA. SOUTHERN	11/16/24	*	29	2-6	.333	1-5	.200	0-2	.000	0	6	6	5.8	2	1	0	1	2	5	9.0
N.C. CENTRAL	11/17/24	*	21	0-5	.000	0-3	.000	0-0	.000	0	4	4	5.5	0	1	1	1	0	0	7.5
at Louisville	11/22/24		22	1-6	.167	1-6	.167	2-2	1.000	1	3	4	5.3	0	0	2	0	1	5	7.1
LIU	11/25/24		20	3-8	.375	2-5	.400	0-0	.000	0	5	5	5.3	3	2	1	0	2	8	7.3
AVERETT	11/27/24		18	4-8	.500	3-7	.429	0-0	.000	0	1	1	4.8	0	1	1	1	1	11	7.7
at Queens (NC)	12/03/24		16	1-4	.250	0-2	.000	0-0	.000	1	2	3	4.6	1	0	1	0	0	2	7.1
Totals		5	219	25-75	.333	17-60	.283	4-6	.667	6	40	46	4.6	10	9	8	3	7	71	7.1

Games played: 10
Minutes/game: 21.9
Points/game: 7.1
FG Pct: 33.3
3FG Pct: 28.3
FT Pct: 66.7

Rebounds/game: 4.6
Assists/game: 0.9
Turnovers/game: 0.8
Assist/turnover ratio: 1.1
Steals/game: 0.7
Blocks/game: 0.3

				Field Goals		3-Point		F-Throws		Rebounds										Scoring	
SEASON	TEAM	GP-GS	MIN/AVG	FG-FGA	FG%	3FG-3FGA	3FG%	FT-FTA	FT%	OFF	DEF	TOT	AVG	PF-FO	A	TO	BLK	STL	PTS	AVG	
2022-23	ODU	27-9	323/12.0	26-74	.351	21-63	.333	4-9	.444	13	26	39	1.4	20-0	5	6	3	10	77	2.9	
2023-24	ODU	32-3	632/19.8	56-158	.354	42-124	.339	7-12	.583	23	50	73	2.3	28-0	20	11	2	12	161	5.0	
2024-25	Win	10-5	220/22.0	25-75	.333	17-60	.283	4-6	.667	6	40	46	4.6	10-0	9	8	3	7	71	7.1	
TOTAL FOR Win		10-5	220/22.0	25-75	.333	17-60	.283	4-6	.667	6	40	46	4.6	10-0	9	8	3	7	71	7.1	
TOTAL		69-17	1175/17.0	107-307	.349	80-247	.324	15-27	.556	42	116	158	2.3	58-0	34	25	8	29	309	4.5	